



**AUGUST 6-7, 2025**  
MANDALAY BAY / LAS VEGAS

# **Not Sealed:**

## **Practical Attacks on Nostr, a Decentralized Censorship-Resistant Protocol**

Keywords: Distributed SNS, signature verification bypass, CBC mode malleability,  
cache poisoning, plaintext recovery

Speakers: Hayato Kimura

Contributors: Ryoma Ito, Kazuhiko Minematsu, Shogo Shiraki and Takanori Isobe

**(Also, IEEE EuroS&P2025)**



## Our Team



### Hayato Kimura

- Researcher at NICT, Japan  
(**N**ational **I**nstitute of information and **C**ommunications **T**echnology)
- Ph.D. candidate at The University of Osaka
- Research field: Applied Cryptography & Protocol Security



Ryoma Ito  
(NICT)



Kazuhiko Minematsu  
(NEC)



Shogo Shiraki  
(University of Hyogo)



Takanori Isobe  
(The University of Osaka)

# The dawn of the Distributed SNS

FORBES DIGITAL ASSETS

## Jack Dorsey Backs Ocean In Shifting Toward Decentralized Bitcoin Mining

By [Susie Violet Ward](#), Contributor. © Bitcoin journalist and financial analyst b...

[Follow Author](#)

Published Dec 01, 2023, 03:56am EST

## Mastodon's Growth, and Communities Branching

April 30, 2023 / [Hilda Bastian](#) / [Science Communication](#)

Meet @Fiatjaf, The Myster  
Nostr Creator Who Has L  
18 Million Users And \$5 Million  
From Jack Dorsey

## Bluesky adds 1m new members as users flee X after the US election

Social media platform has become a 'refuge' from the far-right activism on X, experts say, after Elon Musk teamed up with Donald Trump

BITCOIN

**BITCOIN**  
MAGAZINE

## Why Nostr Today Feels Like Bitcoin In 2012: An Interview With Vitor Pamplona

May 16, 2025 — 04:56 pm EDT

Written by [Frank Corva](#) for [Bitcoin Magazine](#) →

SOCIAL

Jack Dorsey pumps \$10M into a nonprofit focused on open source social media

Sarah Perez — 9:01 PM PDT · July 16, 2025

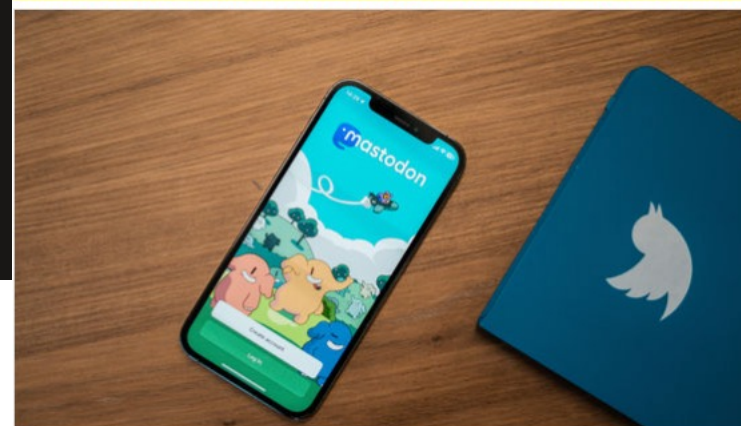
## Threads Surpasses 350M Monthly Users: A Growth Milestone with Mixed Monetization Prospects

Nathaniel Stone · Wednesday, Apr 30, 2025 6:54 pm ET

🕒 4min read

Feb 10, 2023 19:00:00


Is distributed SNS, which has grown rapidly after Earon Mask's acquisition of Twitter, sluggish?





# Distributed SNS

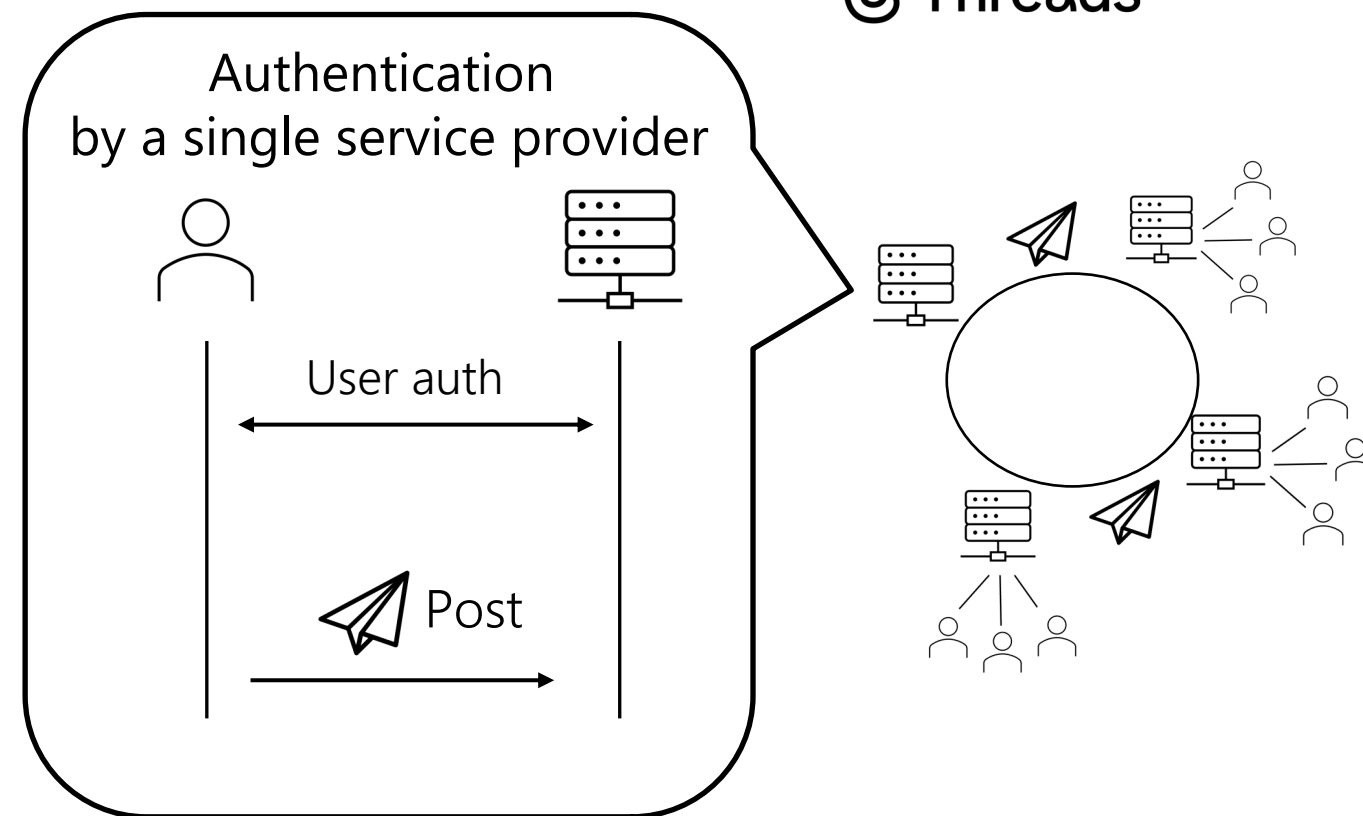
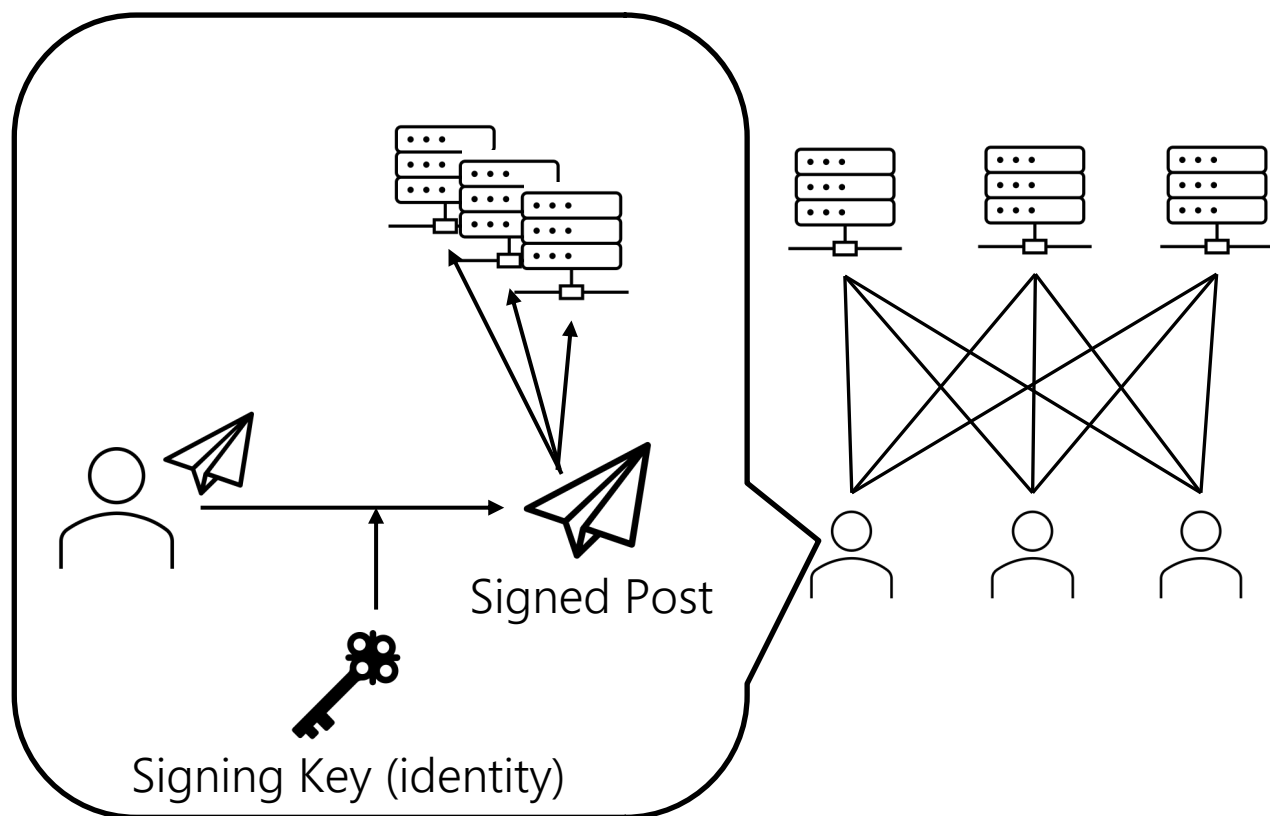
Self-sovereign



Federated

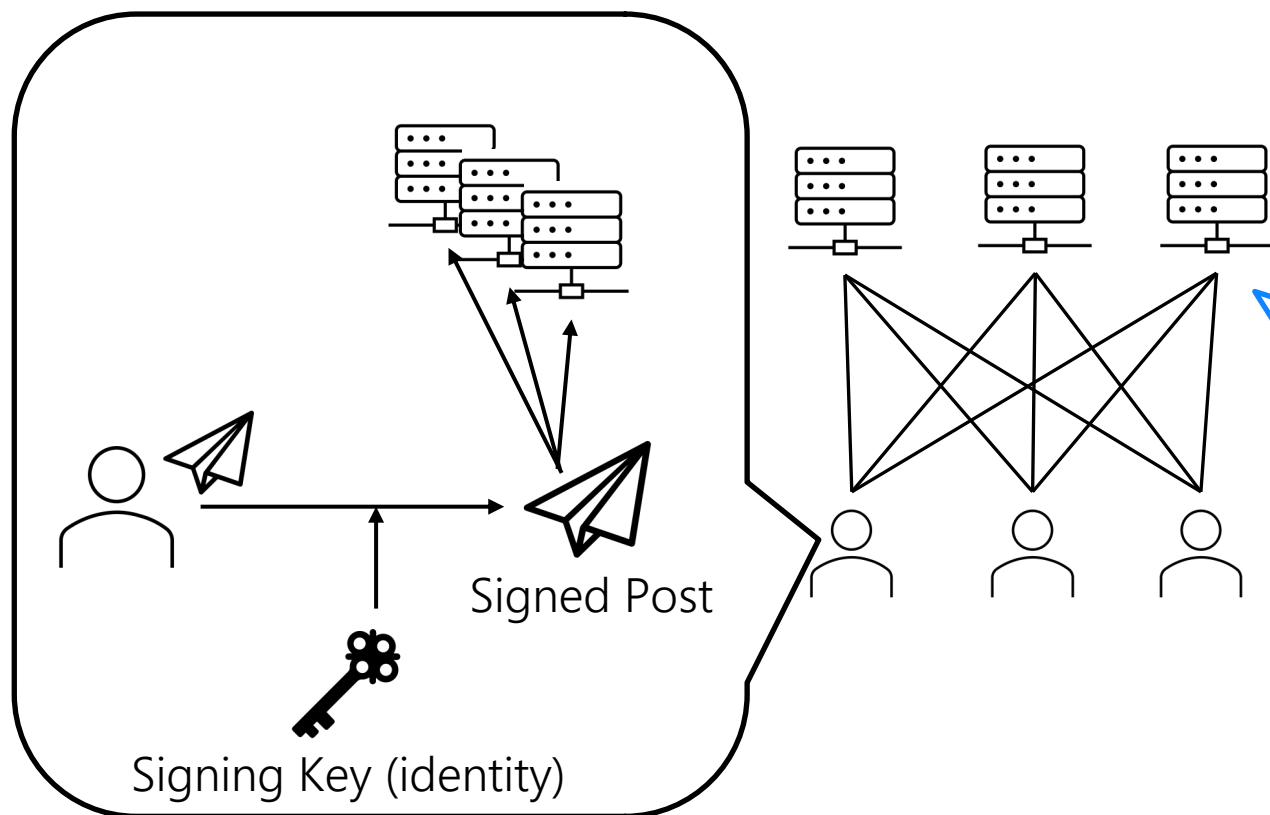



@ Threads



# Distributed SNS

## Self-sovereign



Service providers are independent  
User's identity is managed by user

Quite different architecture from  
traditional centralized SNS / messaging

## Research Questions

- How to trust public keys?
- New architecture, new attack surface?



Service providers are interconnected  
But identity managed like a **centralized** SNS

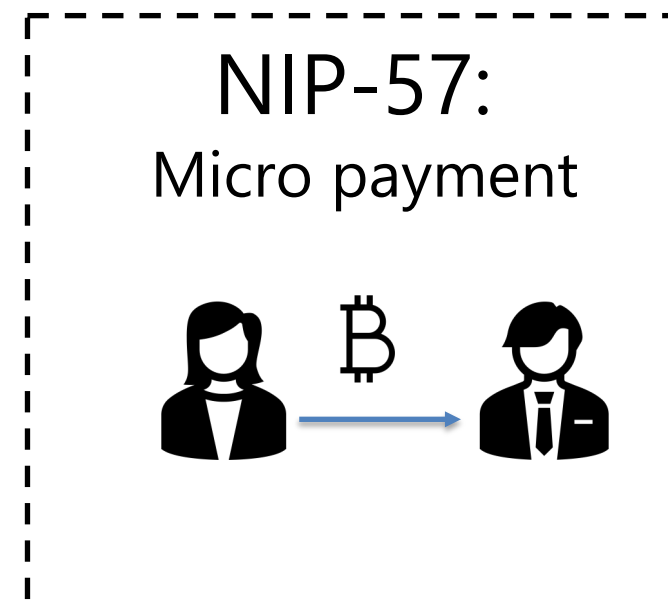
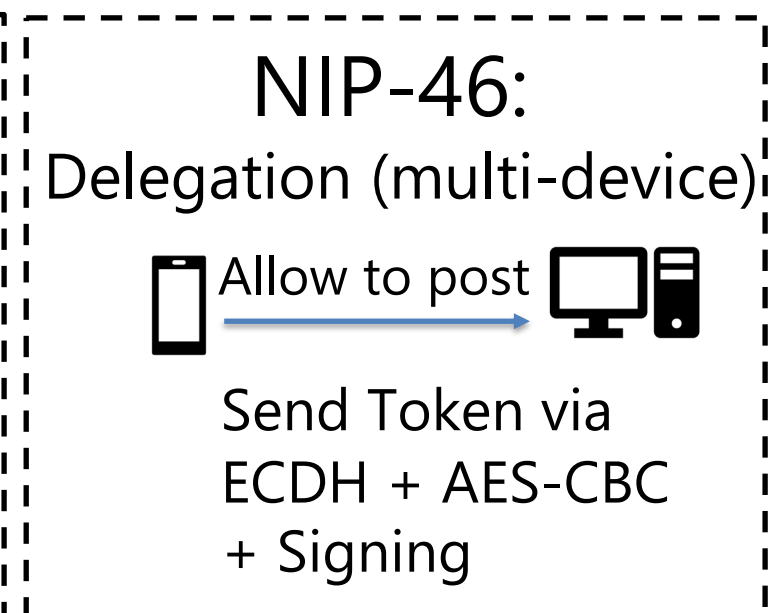
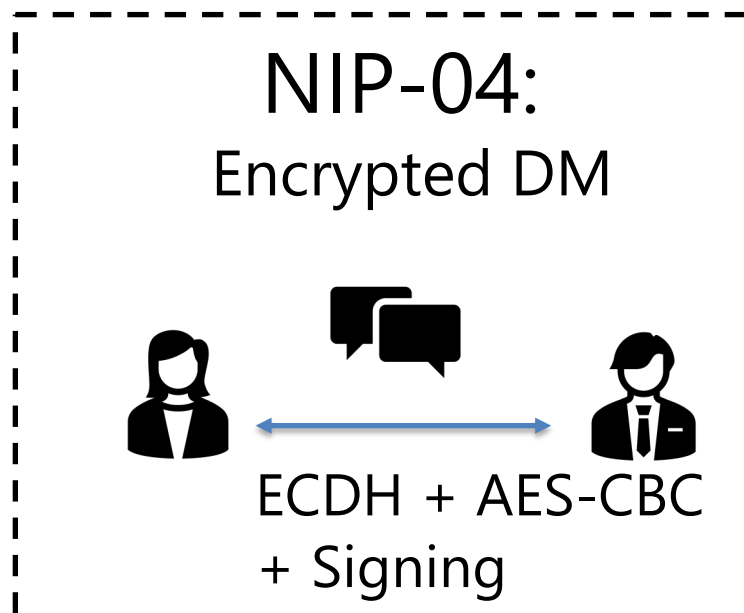
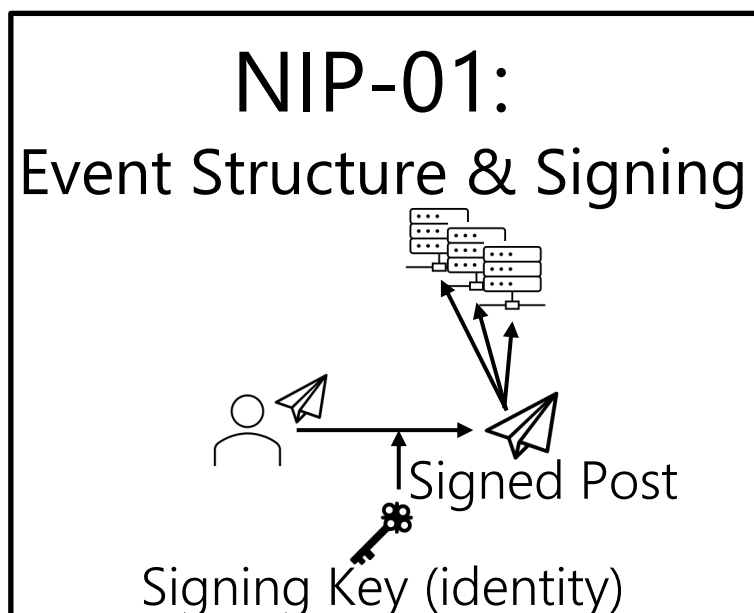
# What is Nostr?

- **Open, censorship-resistant social-network**
- **1.1 million registration users**
- **No centralized authority, users must manage Public-key-based identities**
  - A secp256k1 key pair defines who you are; every post carries a signature
- **Zero barriers to participation**
  - Anyone can run a relay server or client
  - Covers most of the attractive features of centralized SNS
    - E.g., Post, Profile, Encrypted DMs, Micro payment, Multiple device sign-in



# Cryptography in Nostr Specs

- NIP = Nostr implementation possibilities
- 56+ specifications
- 1 mandatory protocol & 55+ optional protocols
- 4 key feature protocols



# Our Contributions

- Analyze 56 specs
- Analyze 9 implementations
- Find 7 vulnerabilities on 4 key features
- Implement 8 attacks
- Breaking confidentiality, integrity, availability
- Propose mitigation
- Two years of persistent disclosure process



First Comprehensive Analysis



Practical Attacks  
& PoCs





Mitigation  
& Responsible Disclosure



## Our findings

- Breaking integrity on All items (e.g., Profile, Contact List Encrypted DMs...)
- Impersonating to another user
- Breaking confidentiality on Encrypted DMs
- Hijacking micro payment (subset of impersonating)



**These are not theoretical flaws—they enable practical exploitation**

The required threat model varies

Some attacks assume a malicious user; others work under a malicious relay server

# PoC: Note (Post) forgery (simple)

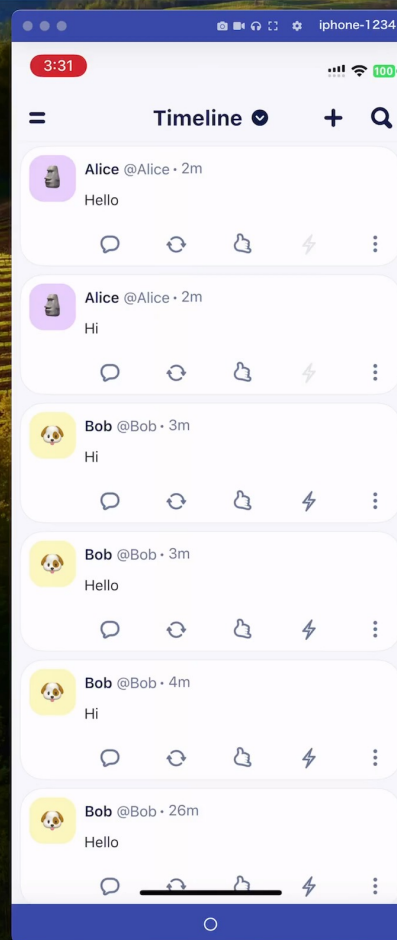
Basic Forgery Attack on All Events  
Target: Note (Post) Forgery  
vulnerability : lack of signature verification on client

Goal: display forged Bob's Note(Post) on Alice(Victim) device.

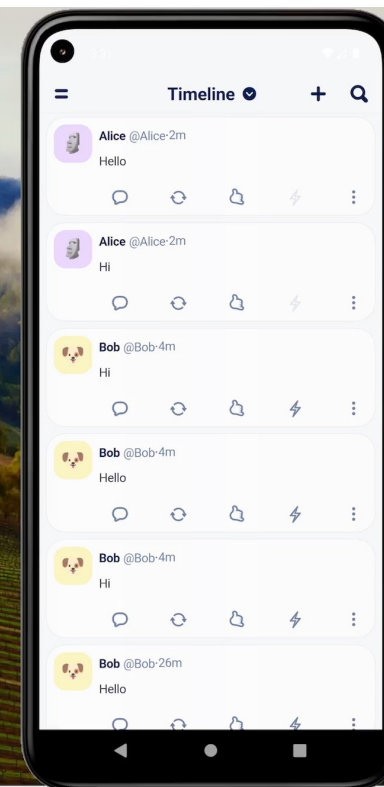
This server doesn't have a server-side signature verification.  
This server is non-malicious legitimate relay server and complies on Nostr spec.



iPad: Bob, Plebstr v0.7.6+56 (iPad OS) Victim's app  
Bob's public key:



iPhone12 mini:  
Alice, Plebstr v0.7.6+56 (iOS) Victim's app



Android:  
Alice, Plebstr v0.7.6+56 (Android) Victim's app  
Compare with Amethyst v0.80.7 (Android) that  
performs signature verification

```
% echo 'Post from Real Bob account'
```



# PoC: Encrypted DMs forgery & URL recovery

2. Modify shared.test in  $E_k(M)$  to mu.test without key  $k$   
1block (16 byte)  
 $E_k(M): M = \text{https://shared.test}/\{\text{unknown part}\}$   
CBC forgery attack  
 $E_k(M'): M' = \text{https://mu.test}/\{\text{unknown part}\}$

1. Attacker can obtain  $E_k(M)$  without authentication  
3. Send modified message  $E_k(M')$   
4. Receive  $E_k(M')$   
5. Decrypt  $E_k(M')$   
 $E_k(M') \xrightarrow{\text{Dec}} M'$

6. Generate preview from modified URL  
`https://mu.test/net/secret?q=...`

access.log:  
xxx.xxx.xxx.xxx - - [DD/MM/YYYY:mm...] GET mu.test/est/secret?q=shared-url-token

```
(ven% less ./log/dnsmasq.log
% py
```

```
% echo "This is mu.test server, provide access via nginx forward proxy"
This is mu.test server, provide access via nginx forward proxy

% python3 -m http.server
Serving HTTP on :: port 8000 (http://[::]:8000/) ...
```



# PoC: Hijacking micro payment ← Profile forgery (cache) & DMs forgery

**poc-title.txt**

Title:  
PoC of money transfer fraud.  
It consists of Encrypted DM forgery  
and breaking Profile integrity  
through the signature bypass

**Preliminaries:**

1. Bob sets his correct Bitcoin lightning address in his profile.
2. Attacker's address is different from Bob's one.
3. Alice, Bob can send and receive messages via DM.

**relay-server.txt**

Malicious Relay Server  
Manipulate Bob's profile  
and replace Bob's Bitcoin Lightning address with the attacker's one.

**nostram — docker-compose — start — 98x15**

```
nostram id: '6c300747f6e631eb6607c56506641c1847ba80b6be3836ffe6a406c0207830d',
nostram kind: 4,
nostram pubkey: '2c62a6ba421347b19b25812a509e7cac4558162ce3f5ede27b1d0b722a531207',
nostram created_at: 1688324973,
nostram content: '3npnR0rnQnsFG0BE1yXUTw==71vKqwyJgBU6WqkVcKaUWS3A==',
nostram tags: [
nostram   [
nostram     'p',
nostram     '24f235e8a1f16dcfb85c95a7387ff0618251981c7448a84a08ed8858d32b4d6d'
nostram   ],
nostram sig: '6925cb9d975d33fa815835c2813cef8f926f4c4eaa4d60c79c09c1a5765735a32294dd191bb2c35fd6ce766517b375a1833c12d7a529797d244ca0a19ea1f974'
nostram }
```

**malicious-qr.txt**

Malicious QR for NIP-46  
It contains the Victim2's public key  
and URL of attacker's web socket server.

**Nostr Connect Playground**

Nostr ID b889ff5b1513b641e2a139f661a661364979c5beee91842f8f0ef42ab558e9d4


Status ● Disconnected

Connect with Nostr

nostrconnect://24f235e8a1f16dcfb85c95a7387ff0618251981c7448a84a08

Copy to clipboard

**Lightning Address**



Copy Share

choppywave78@walletofsatoshi.com

Customize

**Profile**

https://example.com/pic.jpg

WEBSITE  
https://bbs.com


ABOUT ME  
Absolute Boss

BTC/LN LIGHTNING TIPS  
Lightning Address or LNURL

NIP-05 VERIFICATION  
b050@bbs.com

Save

**Lightning Address**



Copy Share

civilpipe73@walletofsatoshi.com

Customize

**iPhone Damus v1.5**

4:13

Damus Expo Go Clock

Search

LINE WhatsApp Camera

**catch\_event\_from\_connect**

```
macos :catch_event_from_connect$
```

**attacker-wallet.txt**

↑Attacker's wallet

**bob.txt**

↑Victim2(Bob)  
and Victim2's wallet  
on iPad  
Damus v1.5

**alice.txt**


↑Victim1(Alice)  
on iPhone  
Damus v1.5




## Why does it happen?

Cryptographic protocol design flaw + Implementation flaw

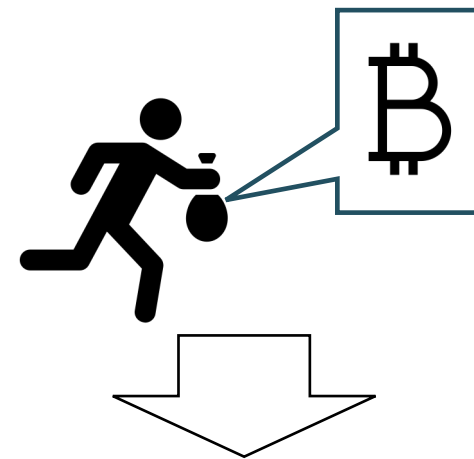
- Breaking integrity on All items
- Impersonating to another user
- Breaking confidentiality on Encrypted DMs
- Hijacking micro payment (subset of impersonating)



- Signature verification Bypass



- Lack of key separation
- Receiver-side preview generation



- Verification Bypass

## Why does it happen?

Cryptographic protocol design flaw + Implementation flaw

Step by step attack tracing

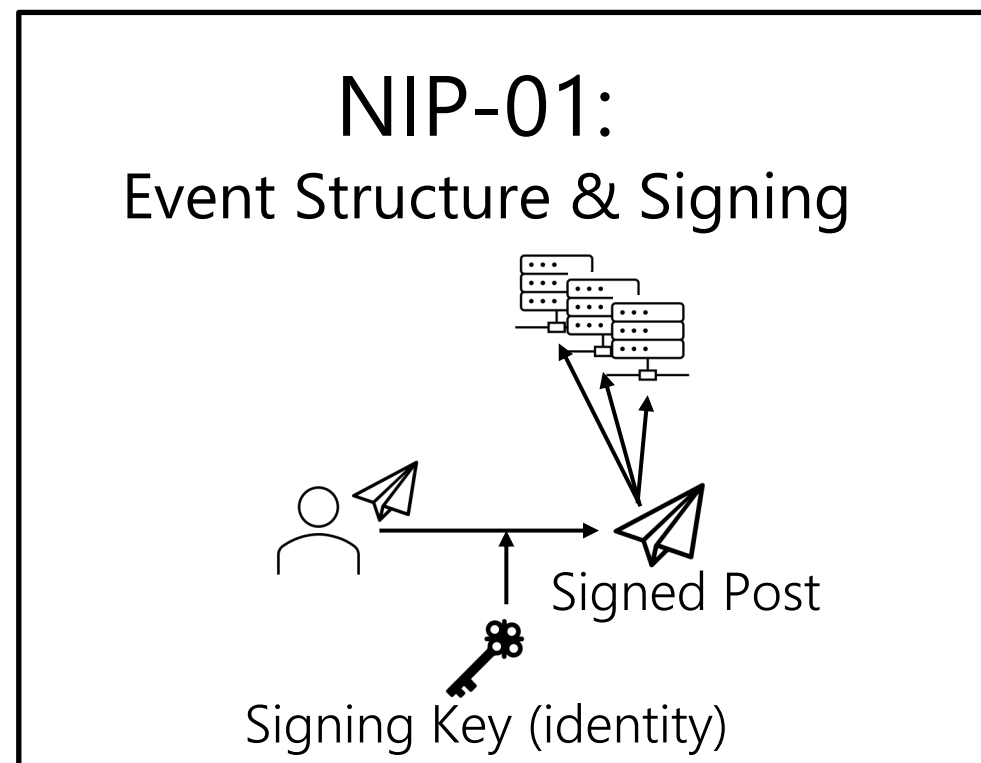
Breaking...

Plaintext integrity  
(simple / cache poisoning)

Ciphertext integrity

Ciphertext confidentiality

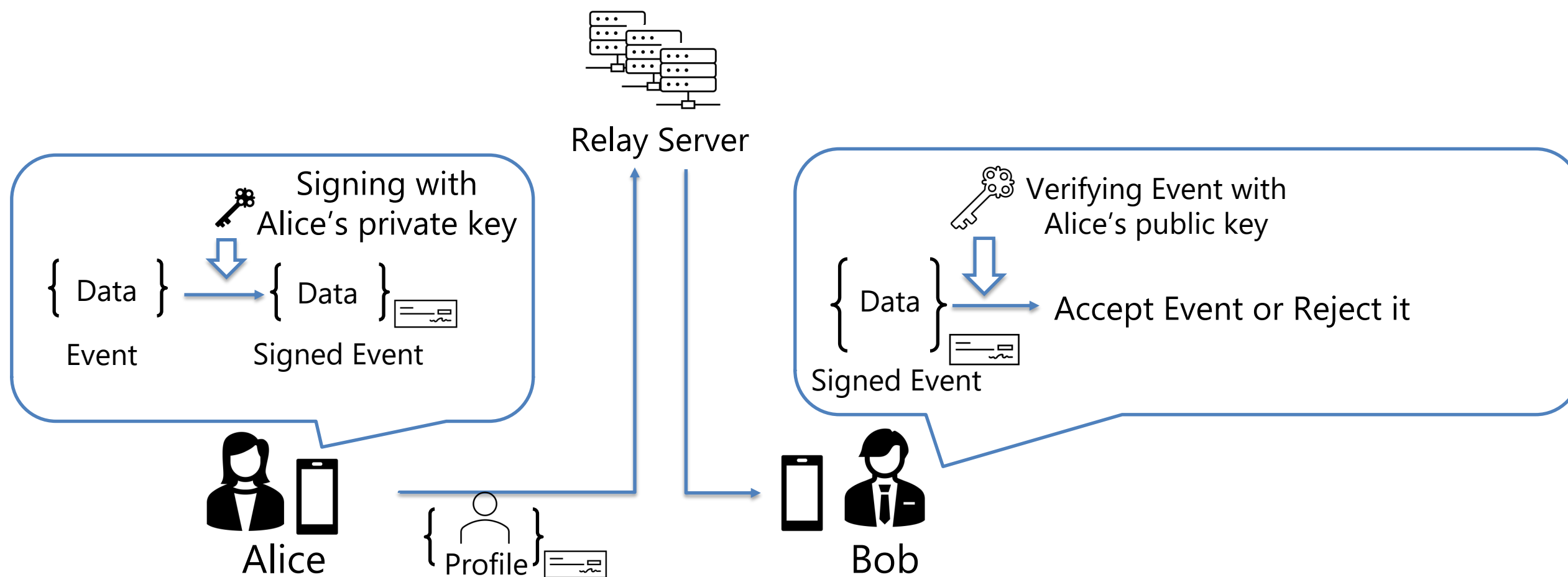
Remark: mandatory signing specification  
(simplified)





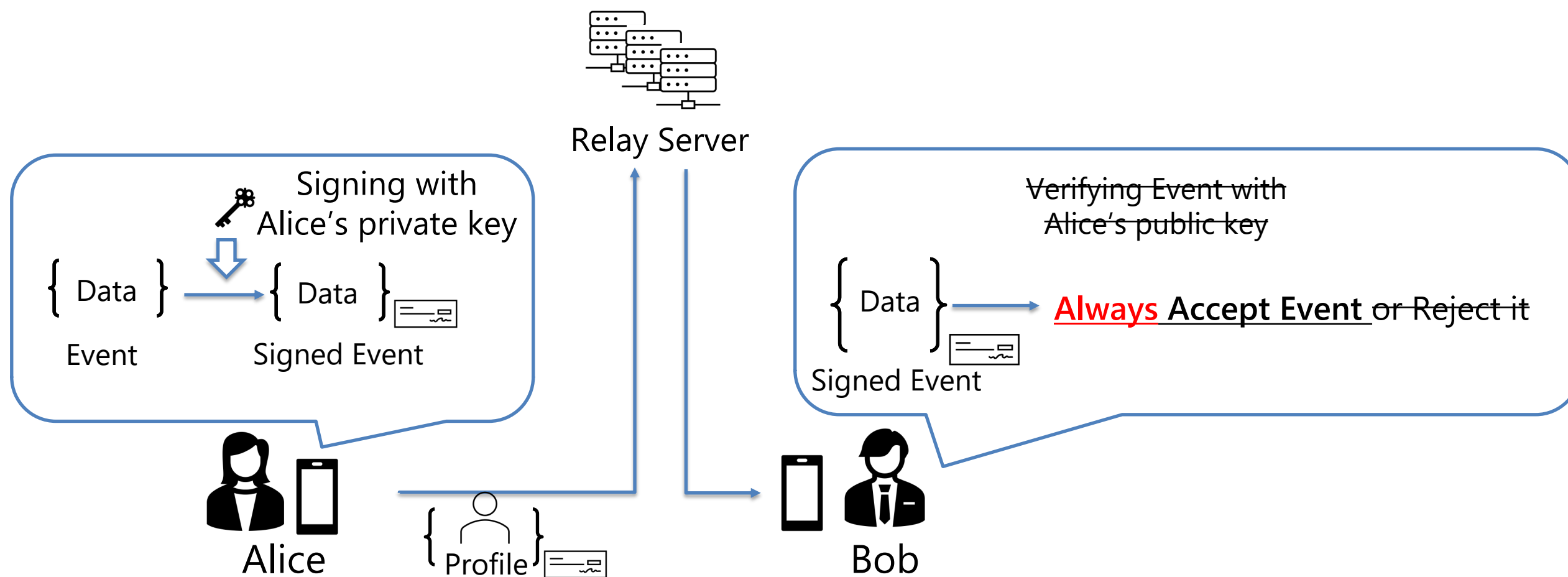
Breaking...  
Plaintext integrity  
(simple)

Remark: mandatory signing specification  
(details depending on specification)



Breaking...  
Plaintext integrity  
(simple)

Details depending on many **actual** implementations





by **actual** implementations

Event Type	Data
Profile	Name, Bio, BTC address
Encrypted DM	Encrypted Msg
Post	Plaintext Msg

etc...



Alice

{ Profile }

Profile



Verifying Event with  
Alice's public key

Bob

Breaking...  
Plaintext integrity  
(simple)

Details depending on many **actual** implementations

```
541
542     func handle_text_event(sub_id: String, _ ev: NostrEvent) {
543         guard should_show_event(contacts: damus_state.contacts, ev: ev) else {
544             return
545         }
546
547         process_image_metadata(cache: damus_state.events, ev: ev)
548         damus_state.replies.count_replies(ev)
549         damus_state.events.insert(ev)
550
551         if sub_id == home_subid {
552             insert_home_event(ev)
553         } else if sub_id == notifications_subid {
554             handle_notification(ev: ev)
555         }
556     }
557
```


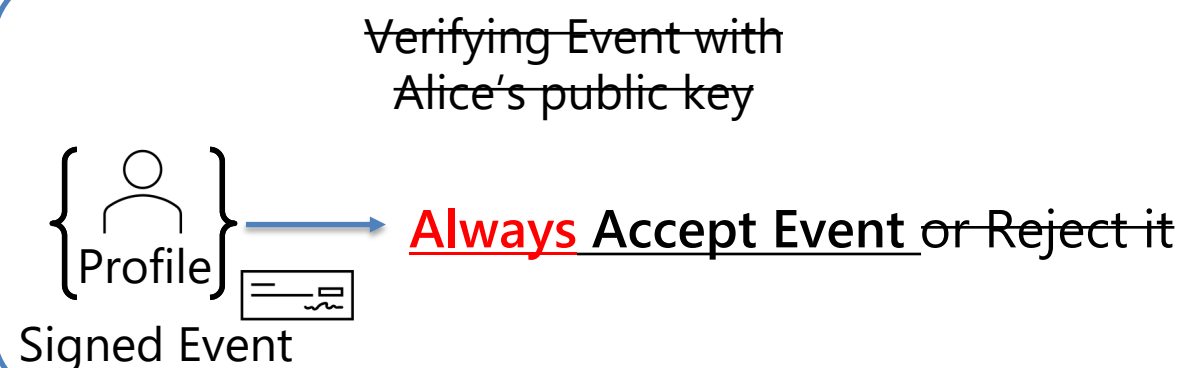
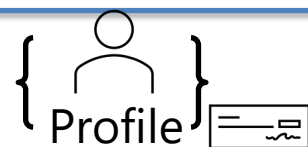

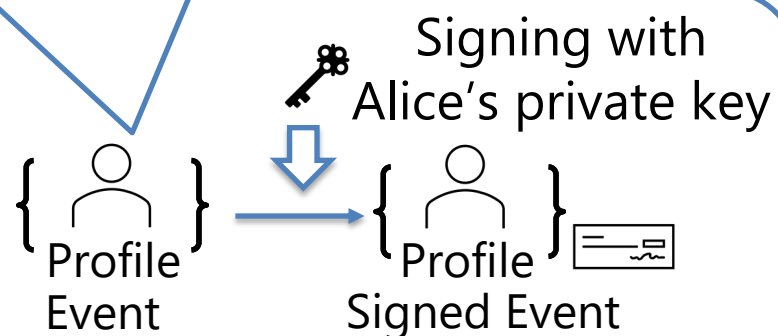
There is no Verify(Sig) call  
in the event handling!



Breaking...  
Plaintext integrity  
(simple)

## Case : Alice publishes her Profile & Bob subscribes it

- Alice's display name
- Alice's bio
- Alice's Bitcoin(sat) address etc...

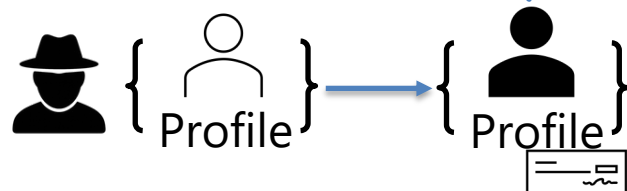


Breaking...  
Plaintext integrity  
(simple)


## Profile Forgery on Plebstr, FreeFrom Attacker also can publish Alice's Profile

- Alice's display name
- Alice's **modified bio**
- **Attacker's Bitcoin(sat) address**


Copy Alice's Event and modified it



Attacker



{ Profile }

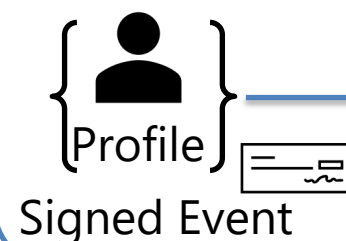


Relay Server



Bob

Verifying Event with  
Alice's public key



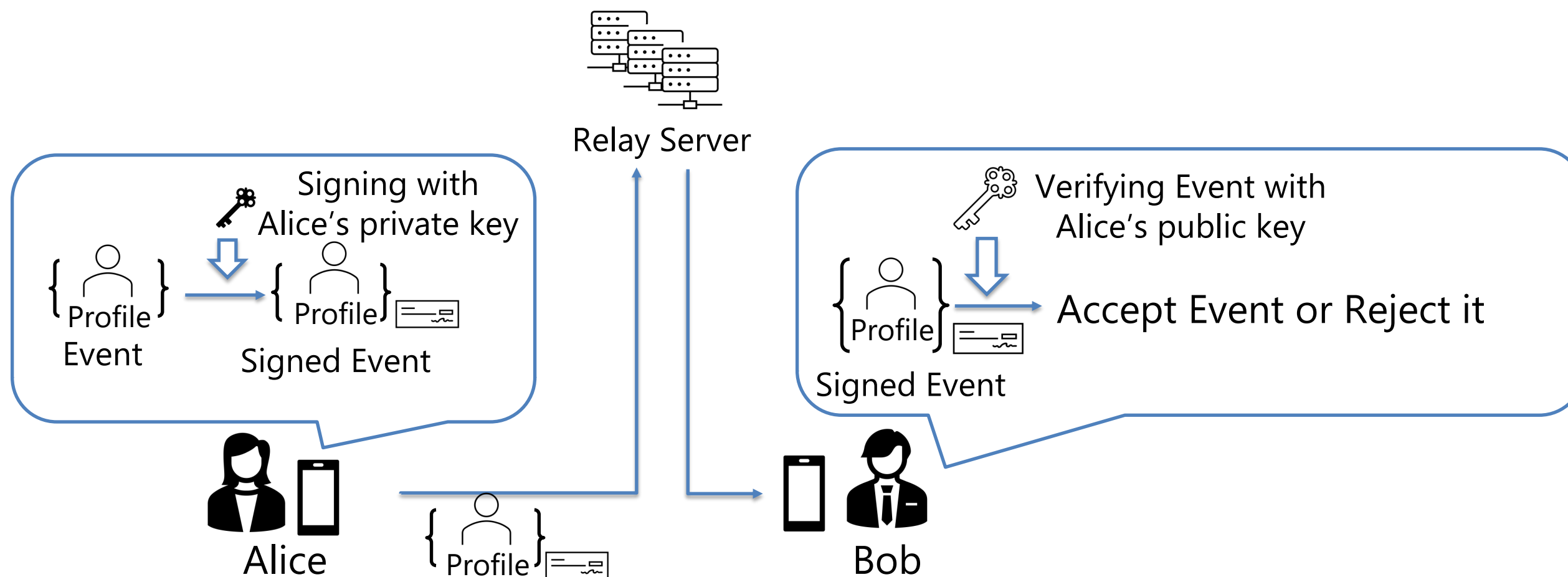
**Always** Accept Event or Reject it



Breaking...  
Plaintext integrity  
(cache poisoning)

## On the Profile validation of Damus (v1.5(8) & v1.6 (29) )

### Attack on a popular Nostr client

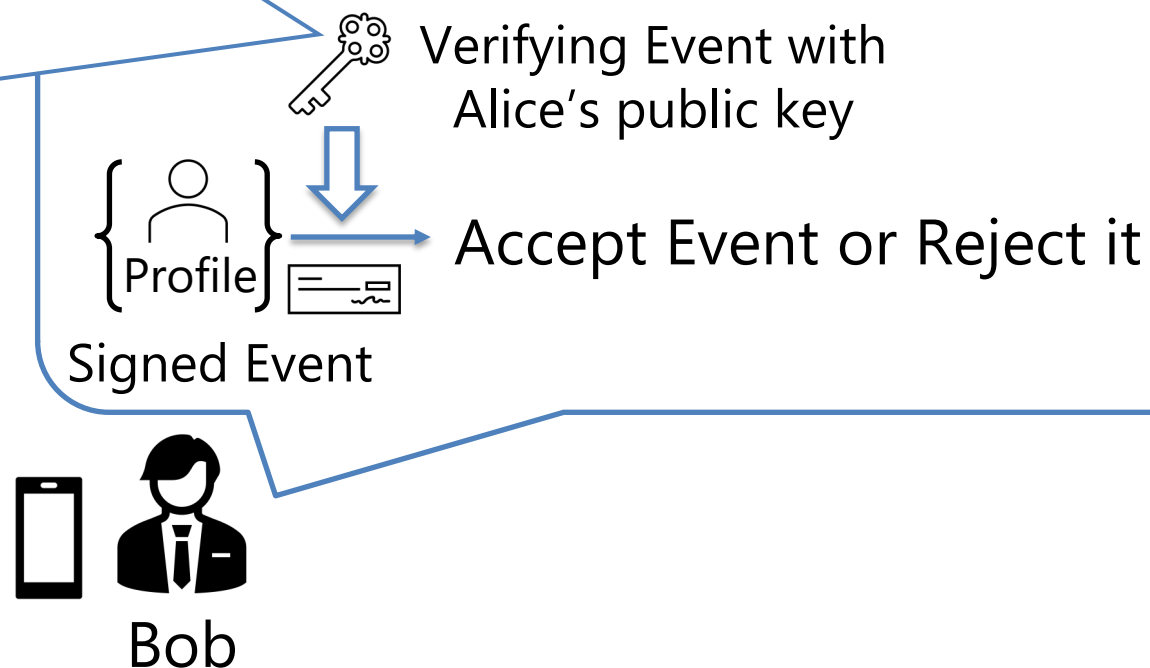


Breaking...  
Plaintext integrity  
(cache poisoning)

## On the Profile validation of Damus (v1.5(8) & v1.6 (29) ) Attack on a popular Nostr client

Sig verification in place 😊

```
905 func validate_event(ev: NostrEvent) -> Va
929
930     ok = secp256k1_schnorrsig_verify(ctx,
          &xonly_pubkey) > 0
931     return ok ? .ok : .bad_sig
932 }
```





Breaking...  
Plaintext integrity  
(cache poisoning)

## On the Profile validation of Damus (v1.5(8) & v1.6 (29) )

**Let's see stack trace**

Sig verification in place 😊

```
905 func validate_event(ev: NostrEvent) -> Va
929
930     ok = secp256k1_schnorrsig_verify(ctx,
          &xonly_pubkey) > 0
931     return ok ? .ok : .bad_sig
932 }
```

validate\_event



Secp256k1.  
Schnorr.Verify

Breaking...  
Plaintext integrity  
(cache poisoning)

## On the Profile validation of Damus (v1.5(8) & v1.6 (29) )

**Let's see stack trace**

EventCache & reference ...? 🤔

```
func guard_valid_event(events: EventCache, ev: NostrEvent, callback: @escaping  
let validated = events.is_event_valid(ev.id)
```

guard\_valid\_event

?

validate\_event

Secp256k1.  
Schnorr.Verify



Breaking...  
Plaintext integrity  
(cache poisoning)

## On the Profile validation of Damus (v1.5(8) & v1.6 (29) )

### Let's see stack trace

#### EventCache.is\_event\_valid(ev.id)

Check past signature verification result

- Return **true** if the event is found and the past verification **succeeded**
- Return **false** otherwise.

```
157     func get_cache_data(_ evid: String) -> EventData {
158         guard let data = event_data[evid] else {
159             let data = EventData()
160             event_data[evid] = data
161             return data
162         }
163
164         return data
165     }
166
167     func is_event_valid(_ evid: String) -> ValidationResult {
168         return get_cache_data(evid).validated
169     }
```

guard\_valid\_event

?

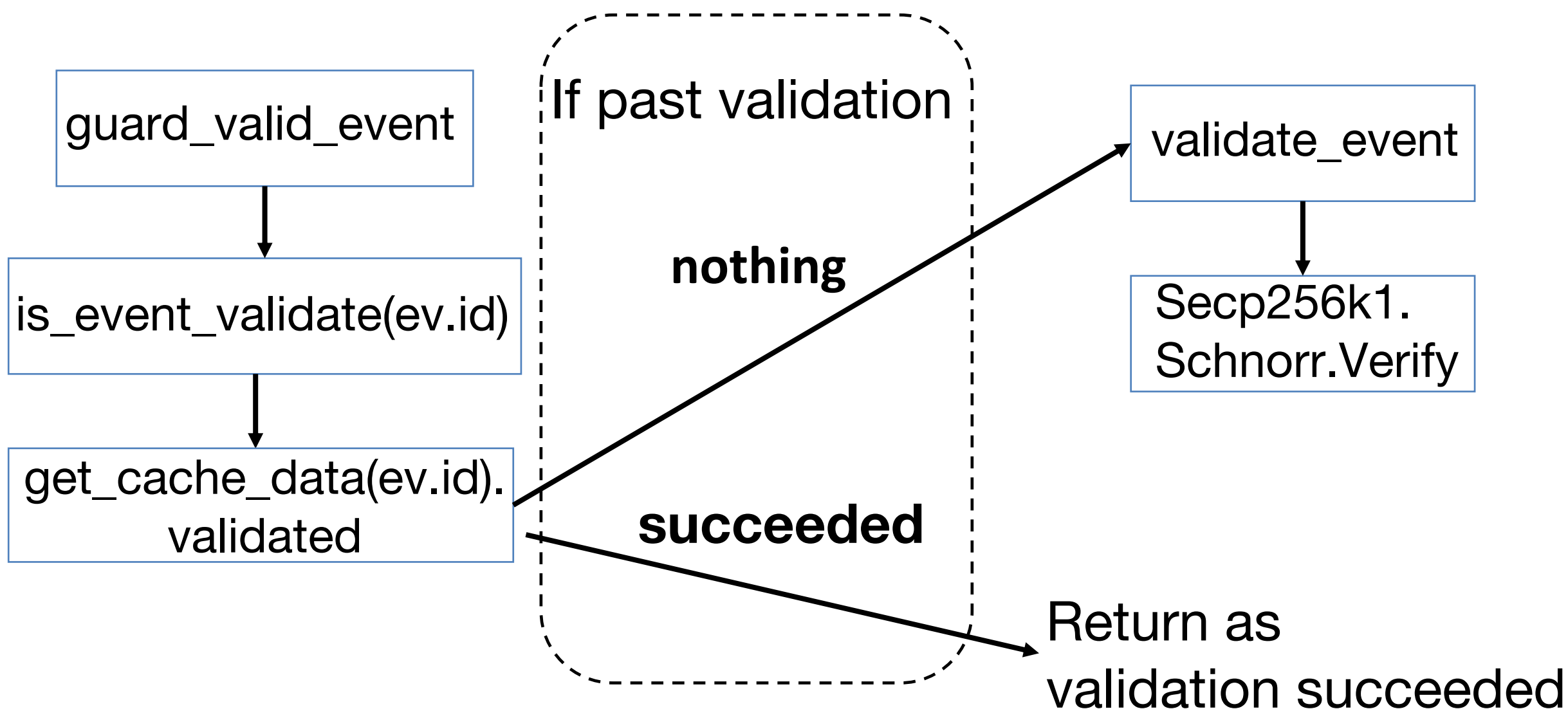
validate\_event

Secp256k1.  
Schnorr.Verify

Breaking...  
Plaintext integrity  
(cache poisoning)

## On the Profile validation of Damus (v1.5(8) & v1.6 (29) )

**Let's see stack trace**

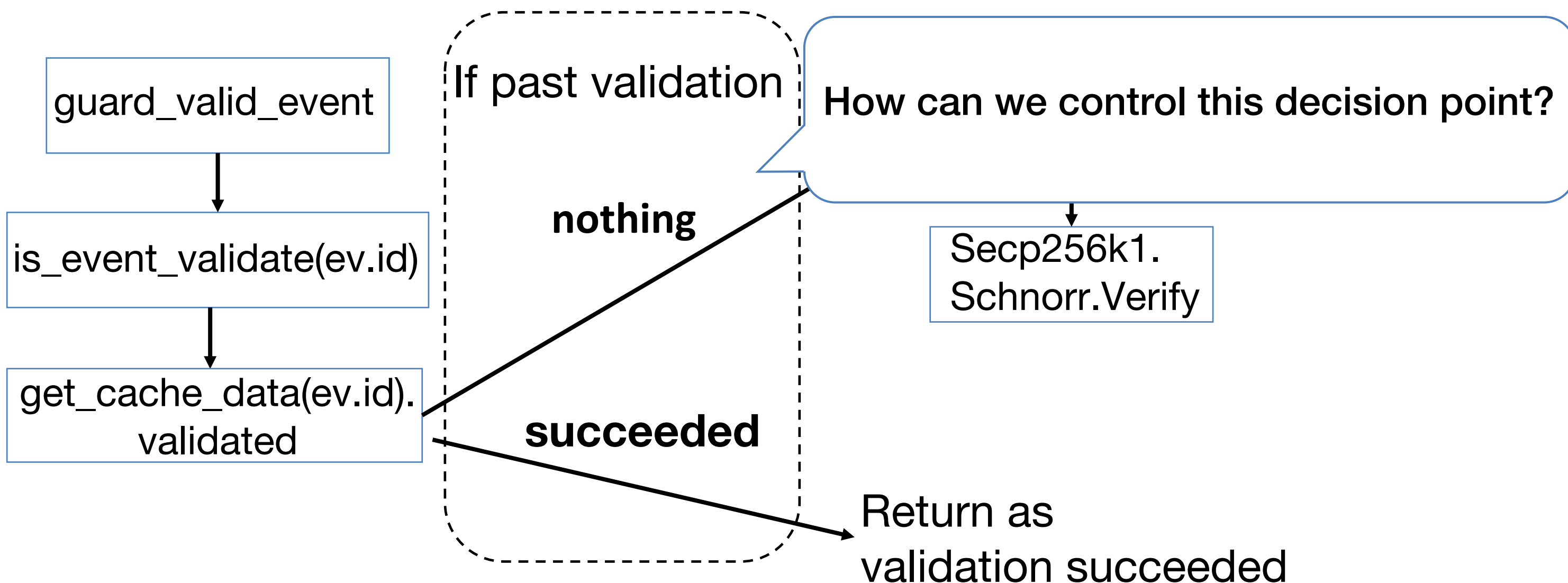




Breaking...  
Plaintext integrity  
(cache poisoning)

## On the Profile validation of Damus (v1.5(8) & v1.6 (29) )

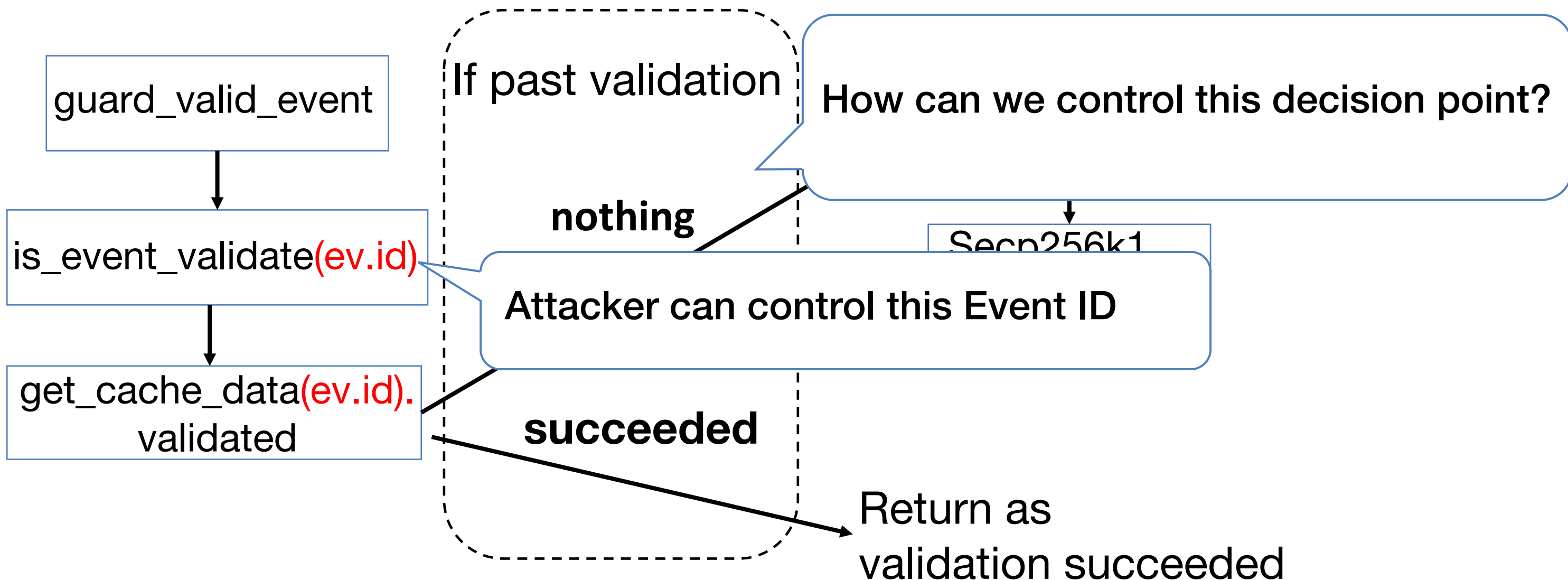
**Let's see stack trace**



Breaking...  
Plaintext integrity  
(cache poisoning)

## On the Profile validation of Damus (v1.5(8) & v1.6 (29) )

**Let's see stack trace**

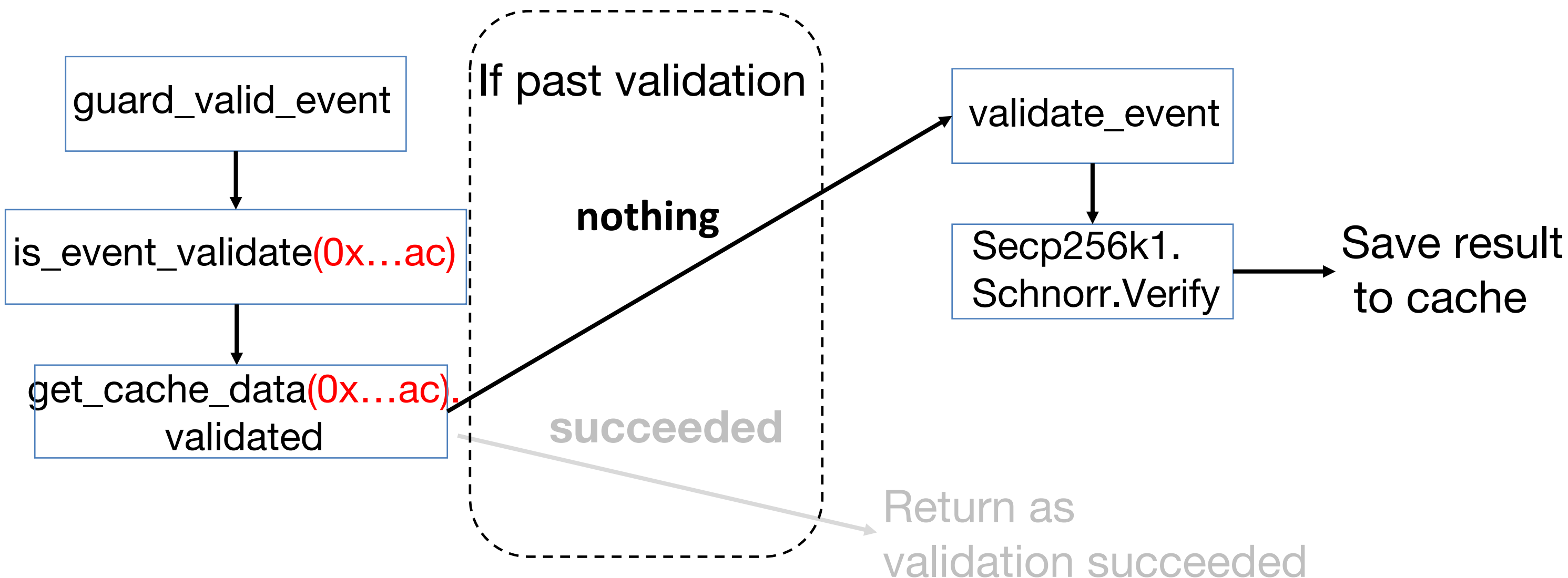




Breaking...  
Plaintext integrity  
(cache poisoning)

On the Profile validation of Damus (v1.5(8) & v1.6 (29) )

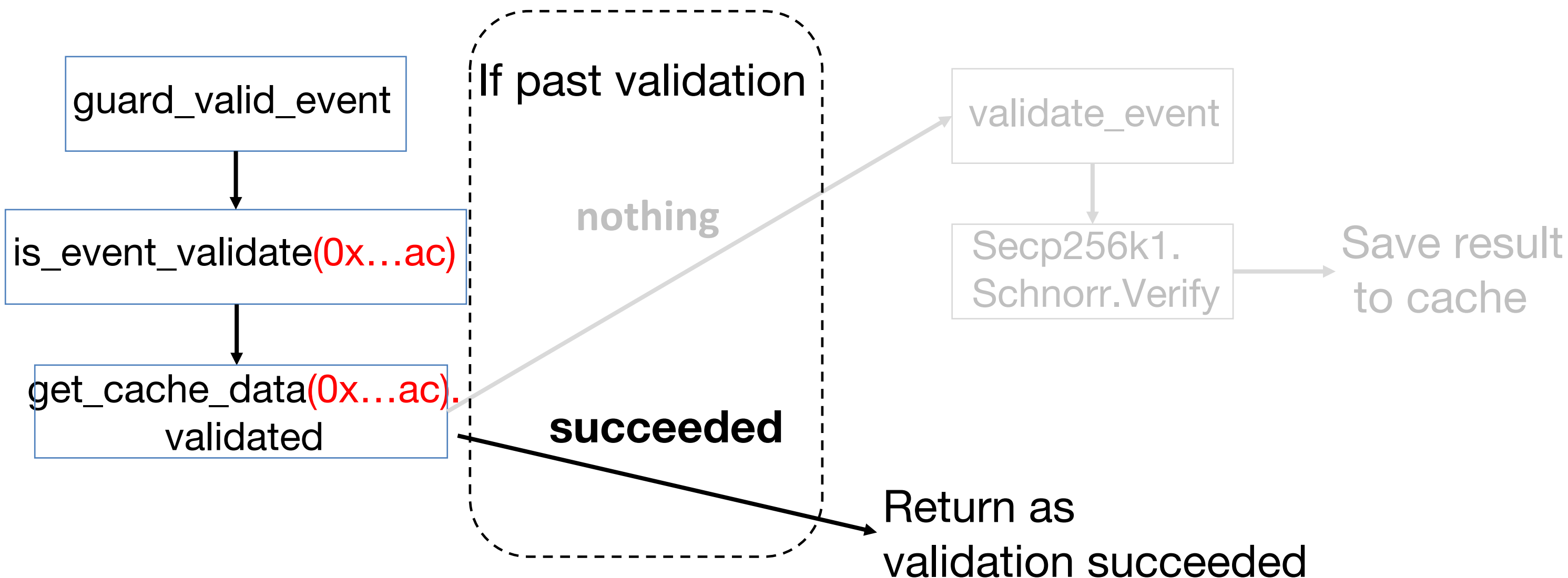
**When Bob received an Alice's Event (id== 0x...ac)**



Breaking...  
Plaintext integrity  
(cache poisoning)

## On the Profile validation of Damus (v1.5(8) & v1.6 (29) )

**Attacker sends a fake event with an ID ( 0x...ac ) to Bob**






Breaking...  
Plaintext integrity  
(cache poisoning)

## On the Profile validation of Damus (v1.5(8) & v1.6 (29) )

### **How to derivate Event ID on Nostr**

Event ID :  $\text{ev.id} = \text{SHA-256}("0" || \{\text{ev.data}\})$



The event ID is a deterministic value derived from ev.data

Root cause: Refer to the cache using the ID without recalculating it



Mitigation

The ID should be recalculated if {ev.data} is modified.

Breaking...  
Plaintext integrity  
(cache poisoning)

## On the Profile validation of Damus (v1.5(8) & v1.6 (29) )

### **Mitigation: Event ID validation**

Original: No ID validation

```
750 func guard_valid_event(events: EventCache, ev: NostrEvent,  
751     let validated = events.is_event_valid(ev.id)
```

Patched: Ensure ID validation


```
750 func guard_valid_event(events: EventCache, ev: NostrEvent,  
751     guard ev.id==calculate_event_id(ev: ev) else {  
752         return  
753     }  
754     let validated = events.is_event_valid(ev.id)
```



Breaking...

Plaintext integrity

## Takeaway : Plaintext Integrity




Developer should do integrated security test !

Breaking...

Plaintext integrity

## Takeaway : Plaintext Integrity



Authentication  
Bypass

Developer should do integrated security test !

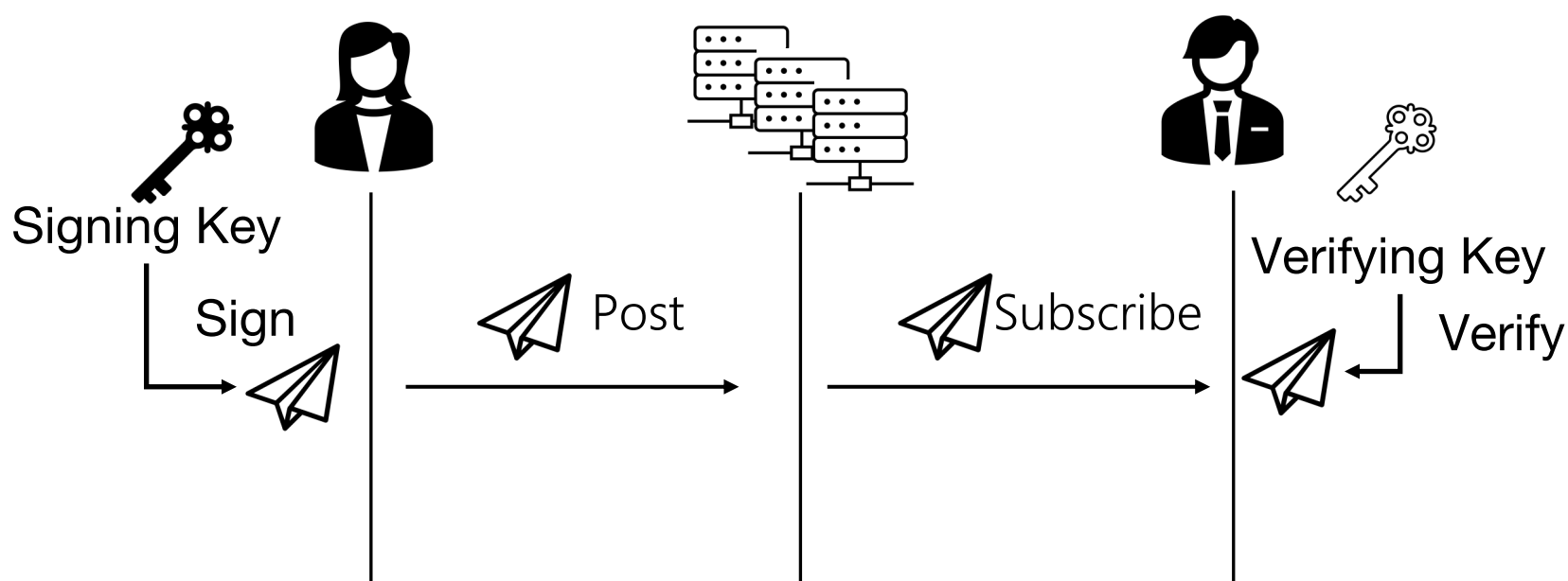


Breaking...

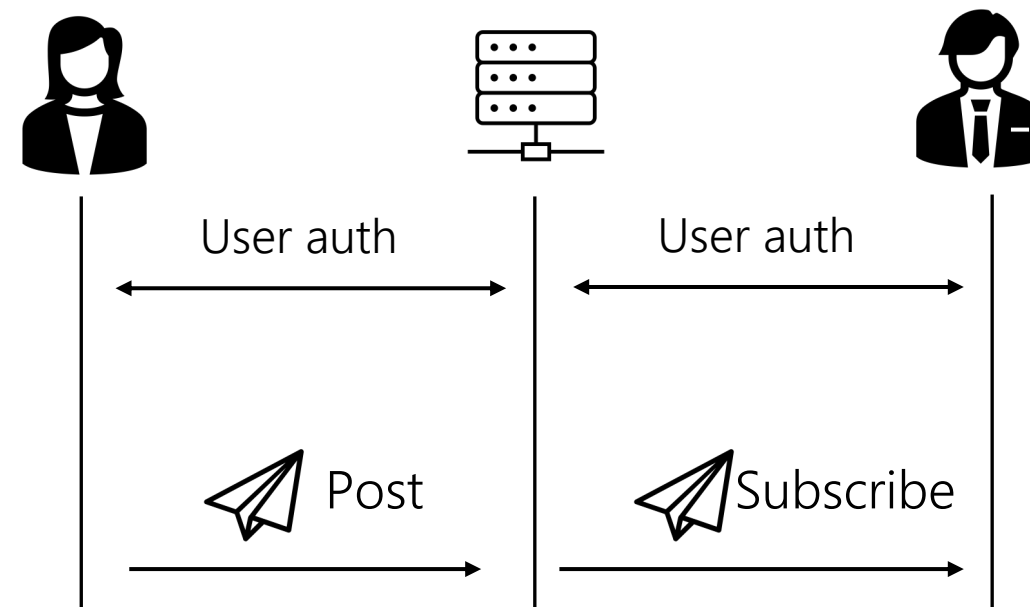
Plaintext integrity

## Takeaway : Plaintext Integrity (2)

- In centralized settings, cryptographic flaws often remain “potential risks”
- In self-sovereign decentralized systems like Nostr, they become immediately exploitable
  - Nostr does not have centralized authority
  - Nostr does not provide user authentication by default



Nostr



Centralized SNS

# Step by step attack tracing

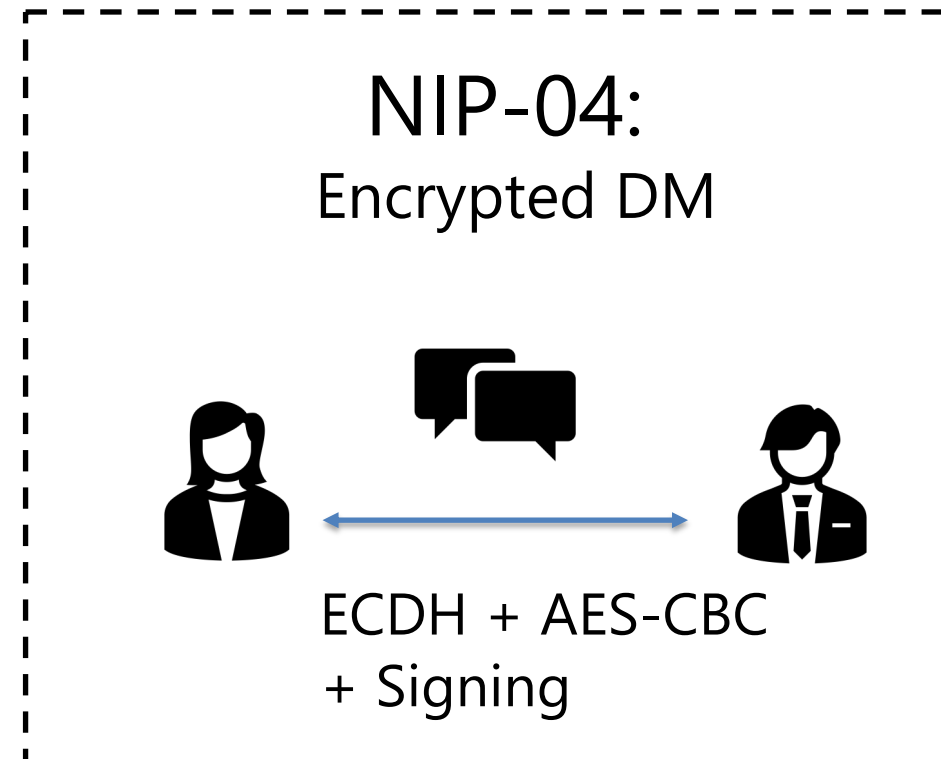
## Breaking...

Plaintext integrity  
(simple / cache poisoning)

**Ciphertext integrity**

Ciphertext confidentiality


Remark: Encrypted Direct Messages  
specification (simplified)



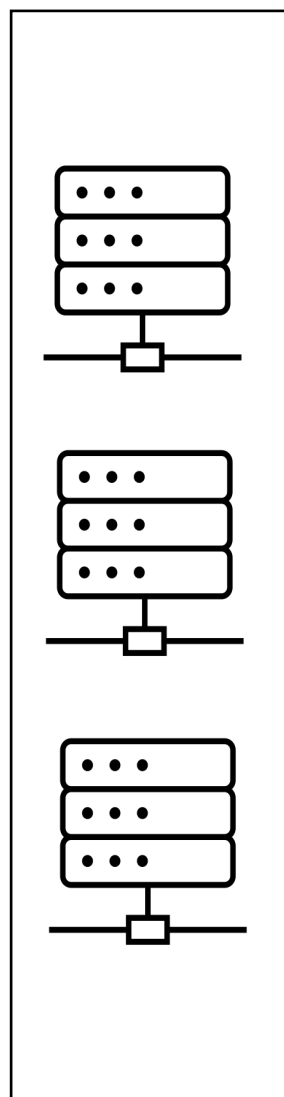


## Encrypted DM Spec

Alice's Public key  
(Verifying key)



Alice's Private key  
(Signing key)



Relay servers



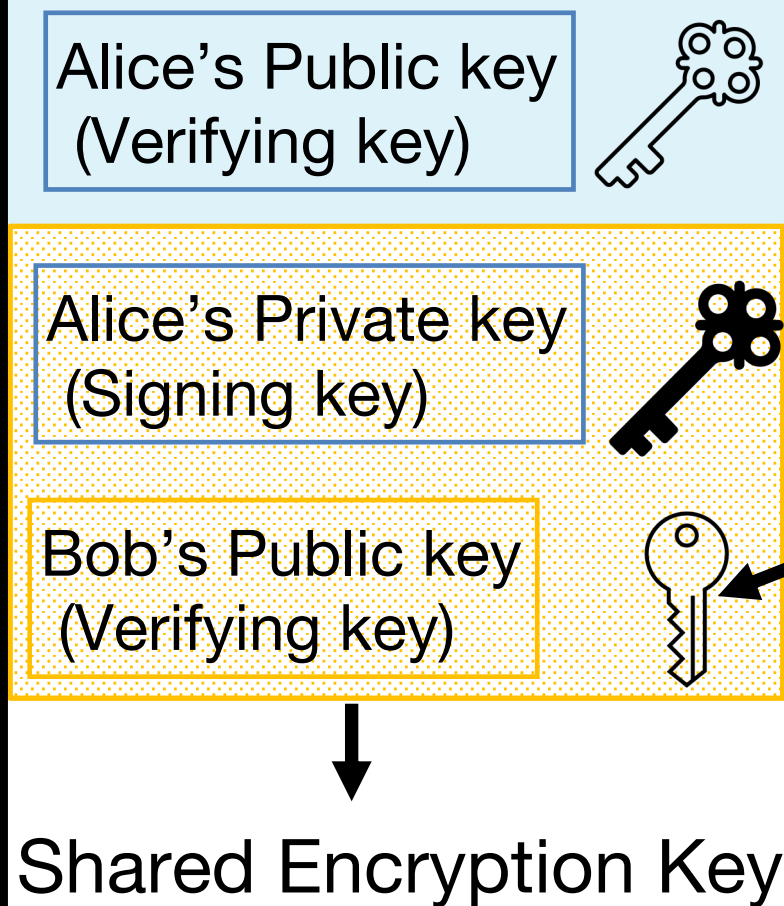
Bob's Public key  
(Verifying key)



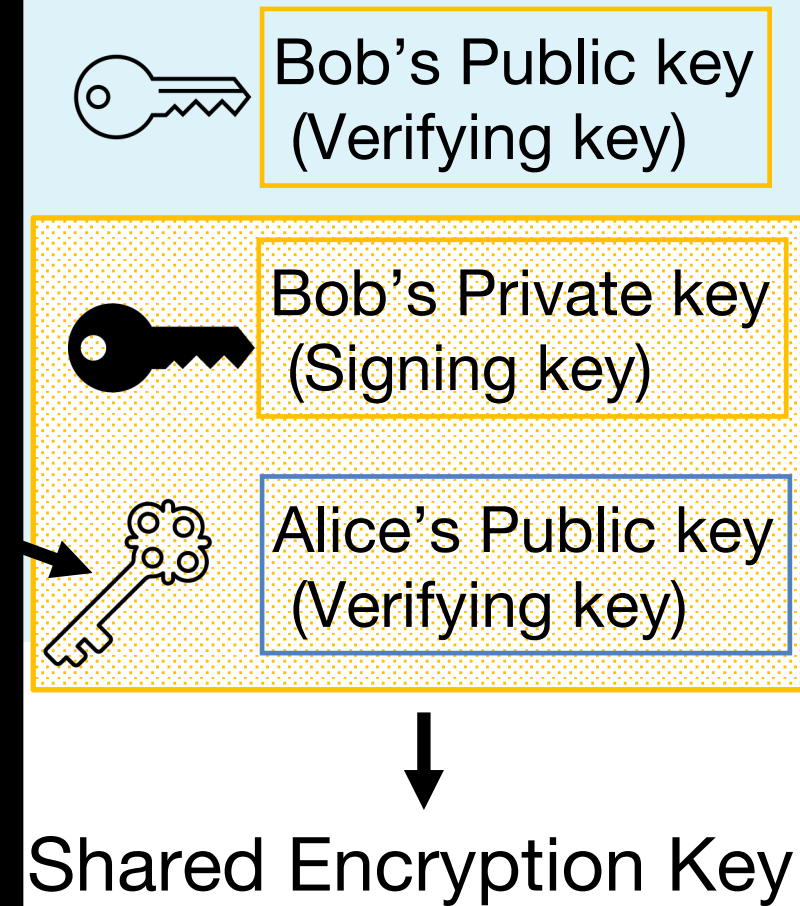
Bob's Private key  
(Signing key)

## Encrypted DM Spec

ECDH over secp256k1



Relay servers





## Encrypted DM Spec

ECDH over secp256k1

Encrypt-then-sign  
(AES-CBC&Schnorr sign)

Relay servers


Alice's Public key  
(Verifying key)



Alice's Private key  
(Signing key)



Bob's Public key  
(Verifying key)



Shared Key

Msg

E

Sign


Bob's Public key  
(Verifying key)



Bob's Private key  
(Signing key)



Alice's Public key  
(Verifying key)



Shared Key

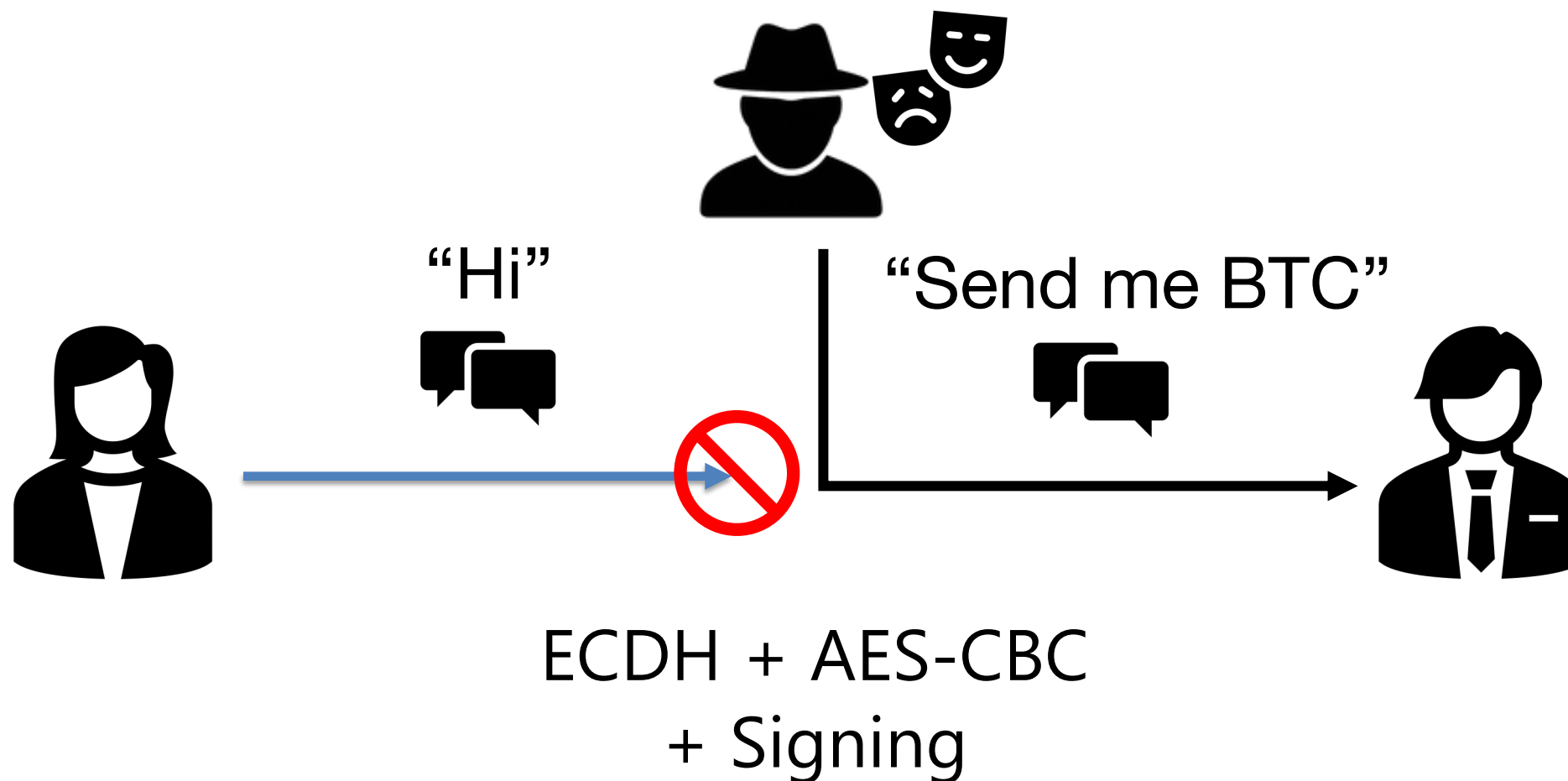
Verify

D

Msg

## Encrypted DM Forgery

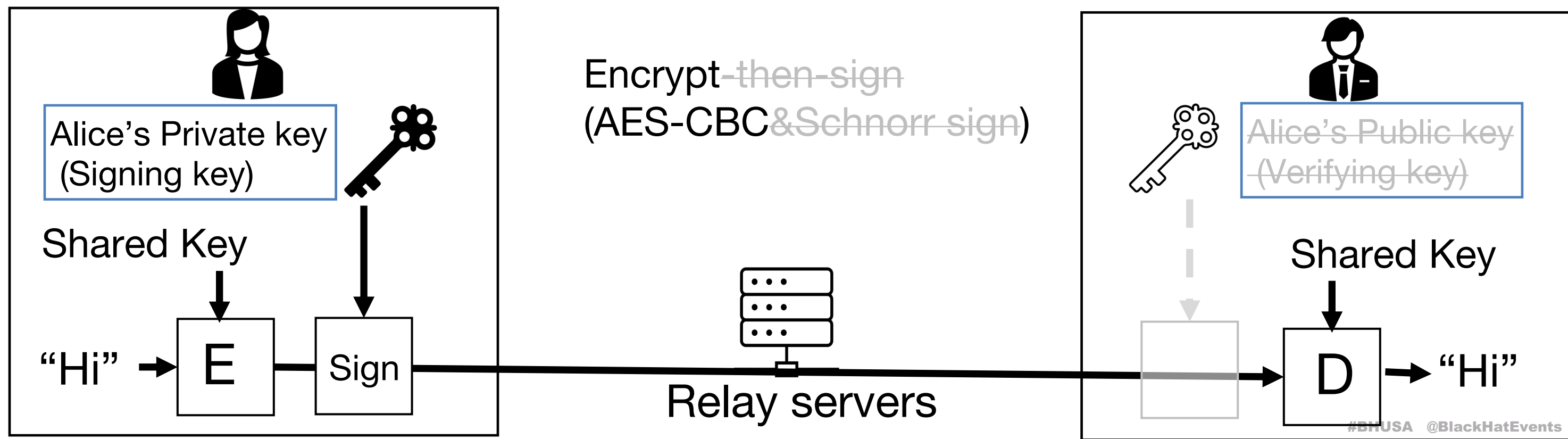
Attacker's Goal : Change decrypted Msg to attacker's  $\text{Msg}_{\text{adv}}$   
e.g., "Send me BTC"





# Encrypted DM Forgery

Assumption1: Signature verification is skipped **on the implementation**  
(explained earlier)



## Encrypted DM Forgery

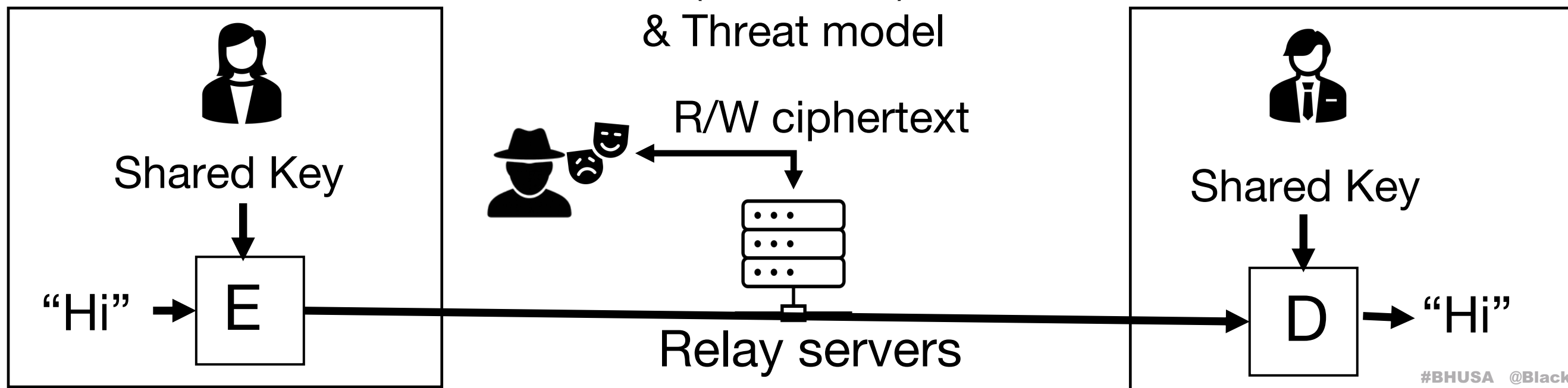
Assumption2: Threat model

- Attacker is a user of Nostr
- Attacker cannot read/write to “Shared Key”
- Attacker can **freely fetch ciphertext** from relay relays

Nostr does not include user authentication on servers by default

Simplified encryption specs  
(AES-CBC)

& Threat model



## Encrypted DM Forgery

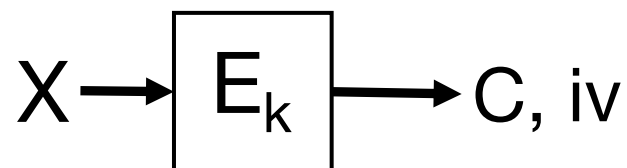
Problem : Verification bypass is not enough to achieve practical forgery on DMs

Reason : CBC Allows Bit Flipping – But decryption result blinds for the attacker

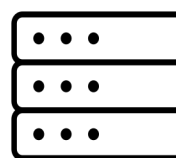
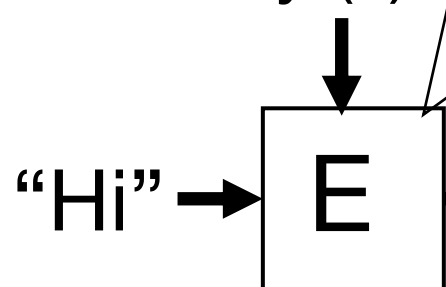
(simplified) Bit flipping on Message Encryption

1 block CBC-mode encryption

$$X \leftarrow \text{iv} \oplus \text{"Hi"} \parallel \text{pad}$$



Shared Key (k)



Relay servers

Shared Key



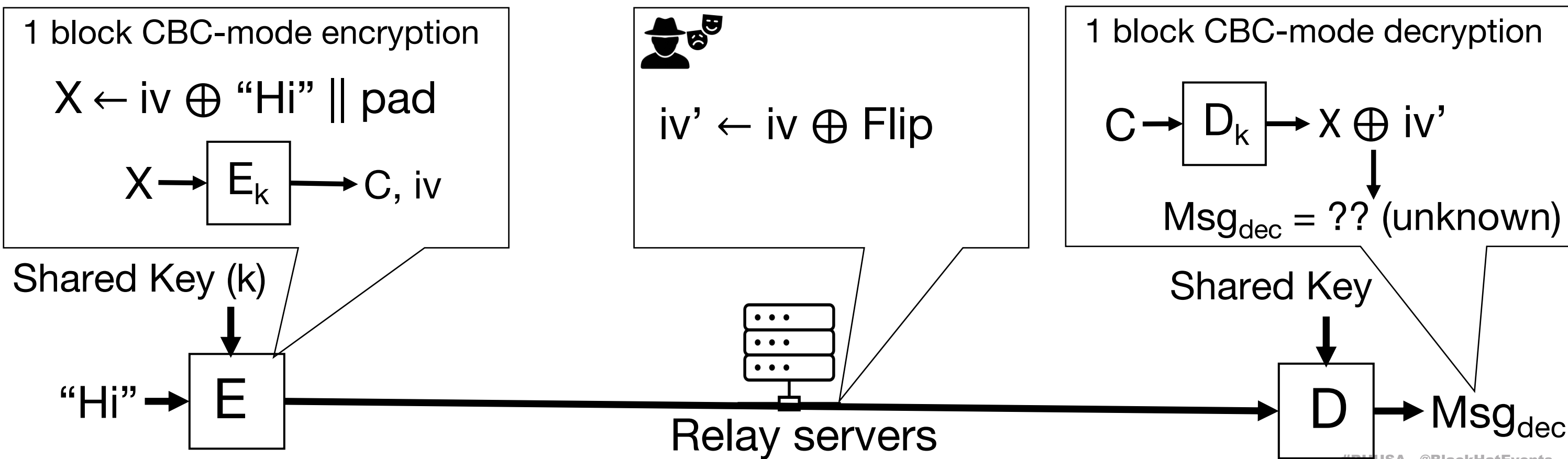


# Encrypted DM Forgery

Problem : Verification bypass is not enough to achieve practical forgery on DMs

Reason : CBC Allows Bit Flipping – But decryption result blinds for the attacker

(simplified) Bit flipping on Message Encryption



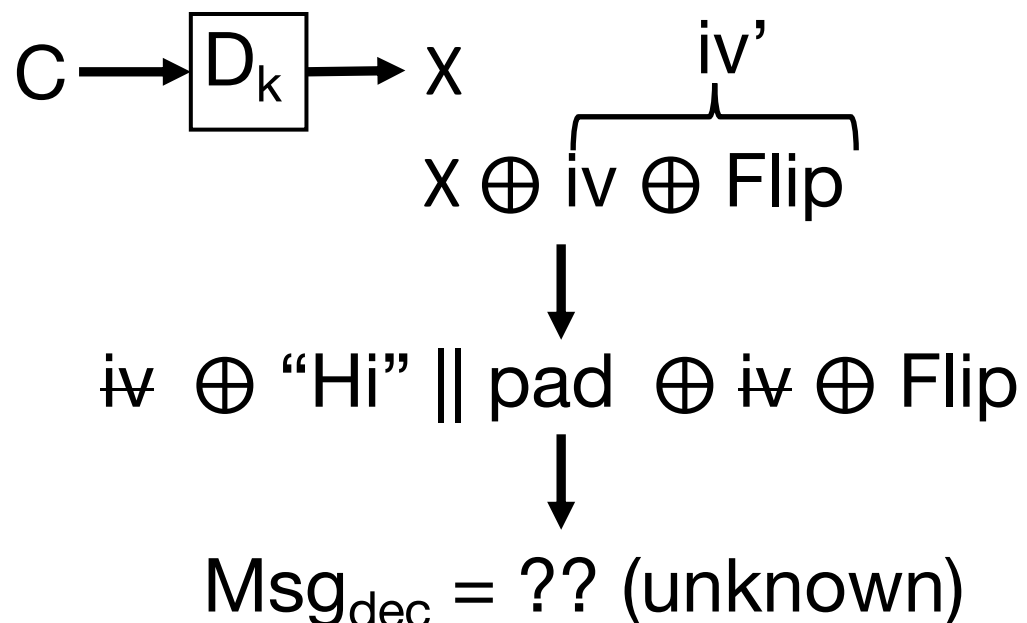
# What does the attacker need to control the decryption result?

To craft a forged ciphertext, the attacker needs a reference point:

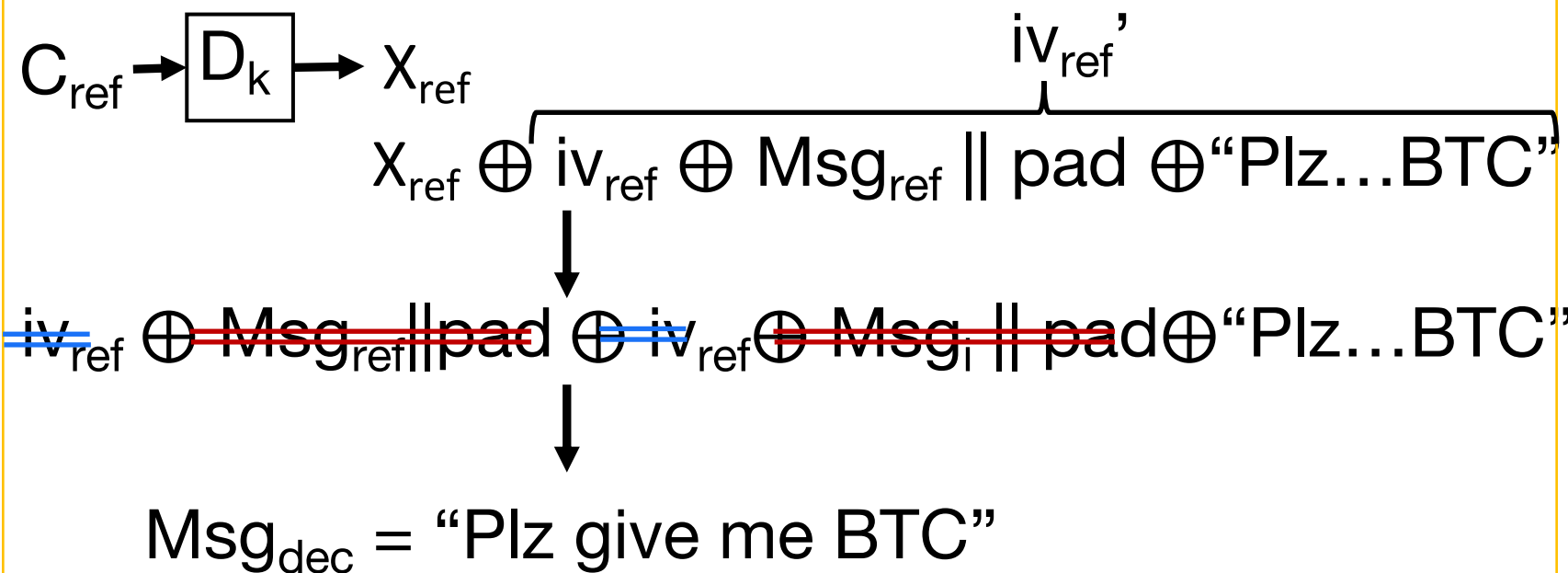
→ a known plaintext/ciphertext ( $C_{ref}$ ,  $Msg_{ref}$ ) pair with the same shared key ( $k$ )

Cf. Encryption:  $X \leftarrow iv \oplus Msg \parallel pad$      $C \leftarrow E_k(X)$ , send  $iv$  &  $C$

 Random bit-flipping forgery



 Practical forgery using a known ( $C_{ref}$ ,  $Msg_{ref}$ ) pair



# Move from Bit Flipping Forgery to Controlled Practical Forgery



## Random bit-flipping forgery

- No decryption knowledge
- Can't control decrypted message
- Just makes noise



---

## Practical forgery using a known ( $C_{ref}$ , $Msg_{ref}$ ) pair

- Known plaintext/ciphertext block
- XOR trick enables precision
- Delivers chosen message to victim



# Move from Bit Flipping Forgery to Controlled Practical Forgery



## Random bit-flipping forgery

- No decryption knowledge
- Can't control decrypted m
- Just makes noise

Problem:  
How can we get it ?



## Practical forgery using a known $(C_{ref}, Msg_{ref})$ pair

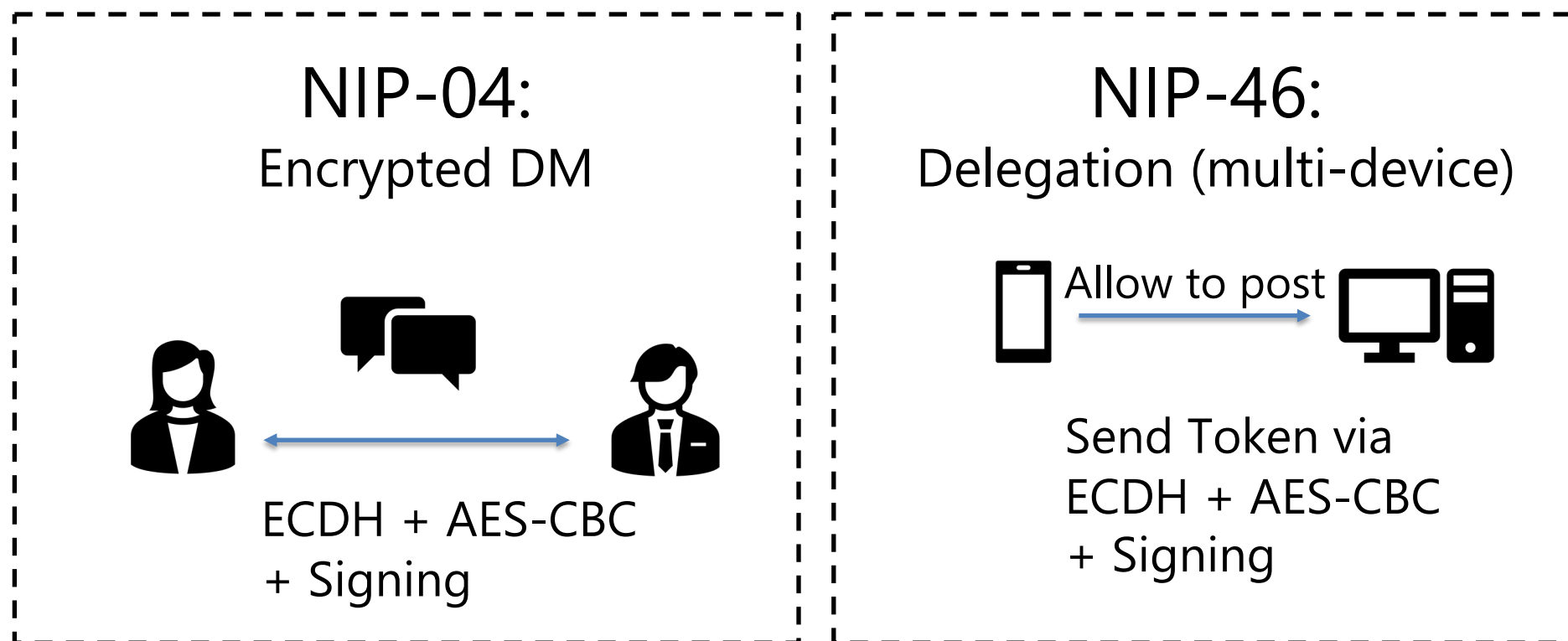
- Known plaintext/ciphertext block
- XOR trick enables precision
- Delivers chosen message to victim

# Encrypted DM Forgery via Cross Protocol Attack

Solution : Breaking the Barrier via “Cross Protocol” Attack

## Observation:

Delegation (NIP-46) uses same keying & encryption algorithms as DMs (NIP-04)  
NIP-46 encrypts known metadata using the **same shared key** as DMs (NIP-04)

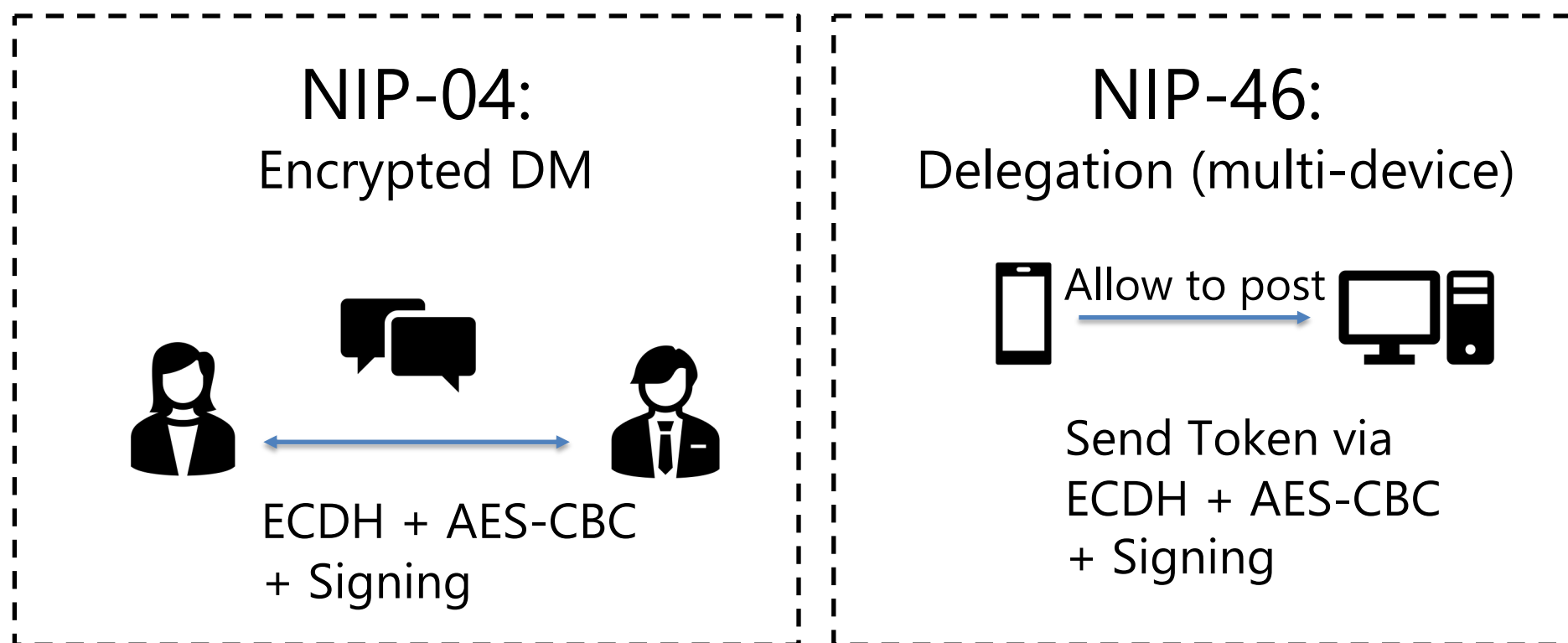


# Encrypted DM Forgery via Cross Protocol Attack

Solution : Breaking the Barrier via “Cross Protocol” Attack

## Observation:

Delegation (NIP-46) uses same keying & encryption algorithms as DMs (NIP-04)  
NIP-46 encrypts **known metadata** using the **same shared key** as DMs (NIP-04)  
→ makes known plaintext      → makes known ciphertext

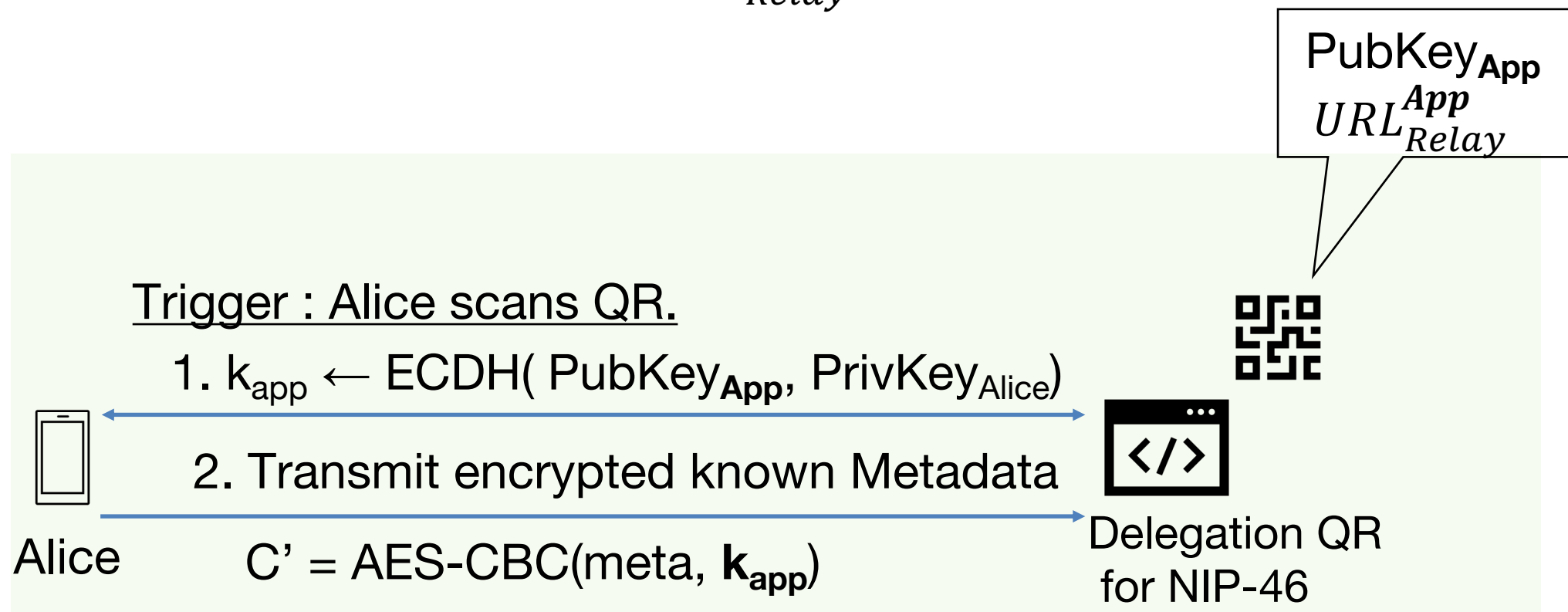




# Encrypted DM Forgery via Cross Protocol Attack

## Normal Delegation initial sequence

- ECDH with the public key obtained from the QR
- Sends encrypted known metadata to  $URL_{Relay}^{App}$  from the QR



# Encrypted DM Forgery via Cross Protocol Attack

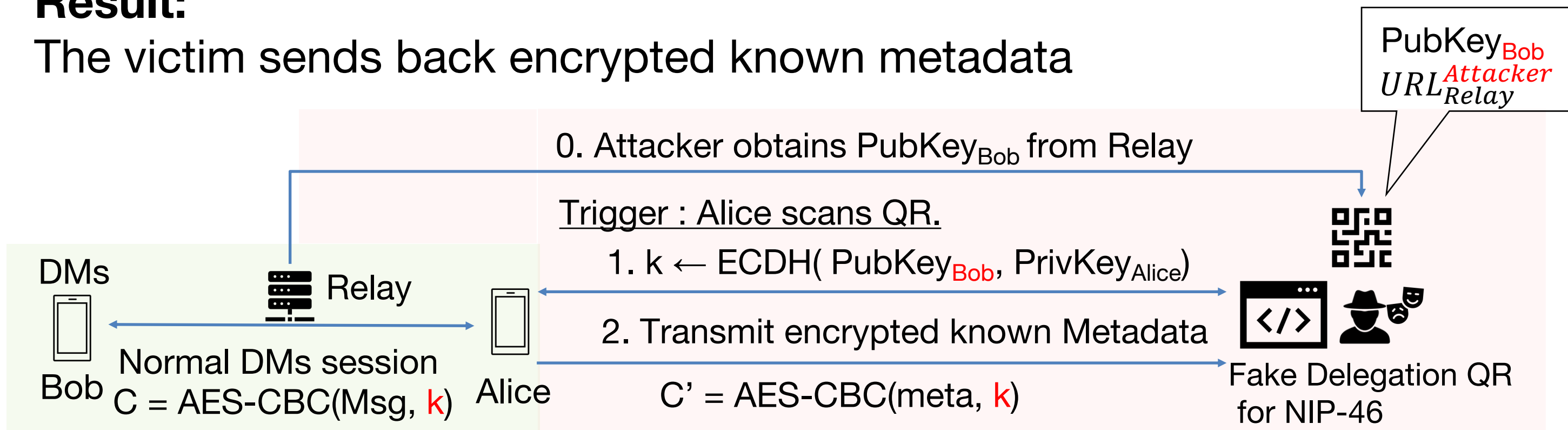
## Strategy:

The attacker starts a NIP-46 session with the victim (as a fake delegation app)

The attack puts  $\text{PubKey}_{\text{Bob}}$  to the QR

## Result:

The victim sends back encrypted known metadata



## Takeaway : Ciphertext Integrity

- **Should use Authenticated Encryption (AE)**
  - E.g., AES-GCM, ChaCha20-Poly1305
  - Don't use malleable encryption without MAC
- **Should separate key between sub-protocols**
  - Similar issues also occurred in Threema[PST23], Matrix[ACDJ23]

[PST23] Paterson, Scarlata and Truong, “Three Lessons From Threema: Analysis of a Secure Messenger”, USENIX Security’23

[ACDJ23] *Albrecht, Celi, Dowling and Jones*, “Practically-exploitable Cryptographic Vulnerabilities in Matrix”, IEEE S&P’23  
(Also, Black Hat Europe’22)



## Step by step attack tracing

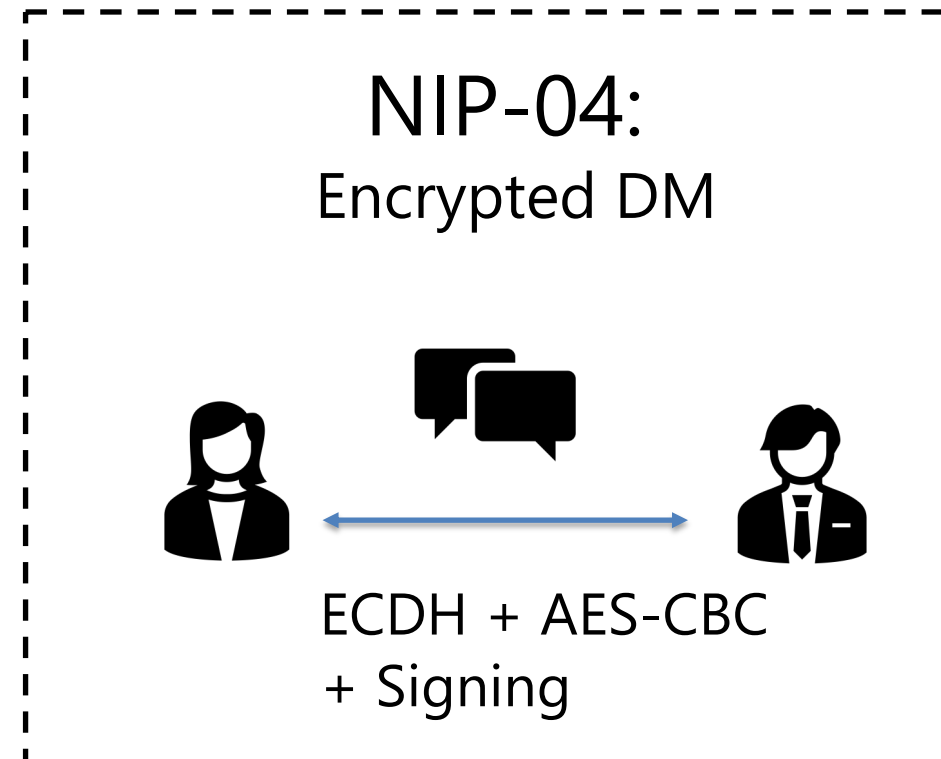
Breaking...

Plaintext integrity  
(simple / cache poisoning)

Ciphertext integrity

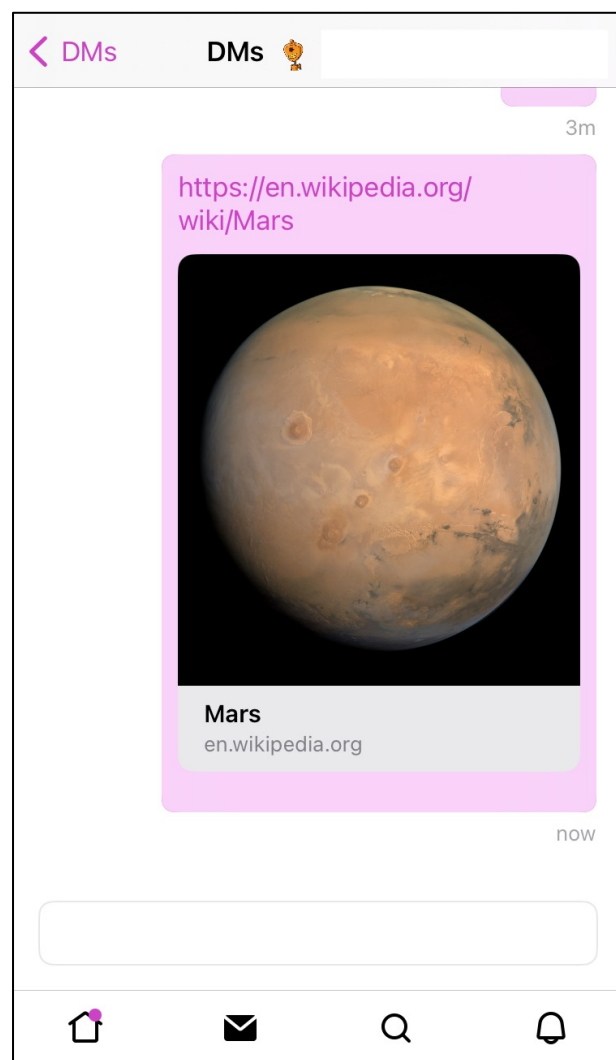
Ciphertext confidentiality

Remark: Encrypted Direct Messages  
specification (simplified)

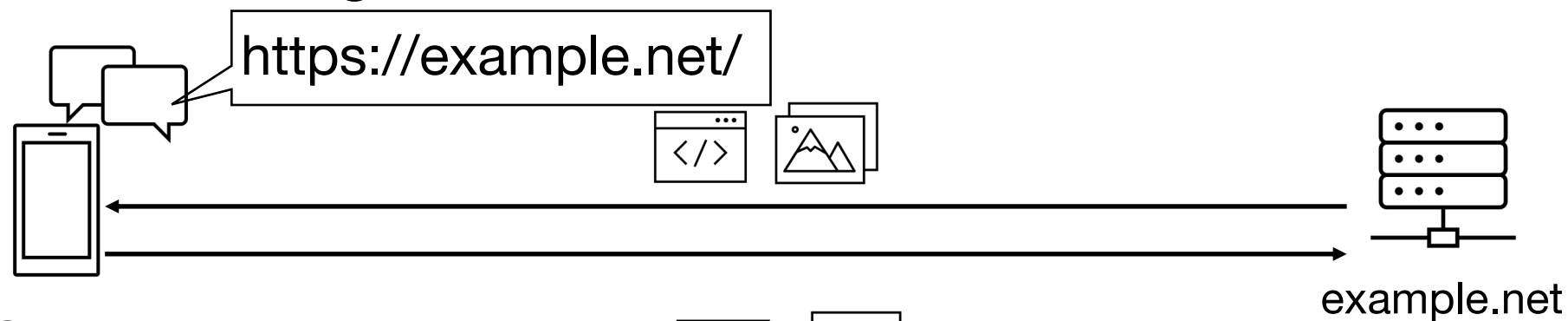


## Link Preview in Messaging

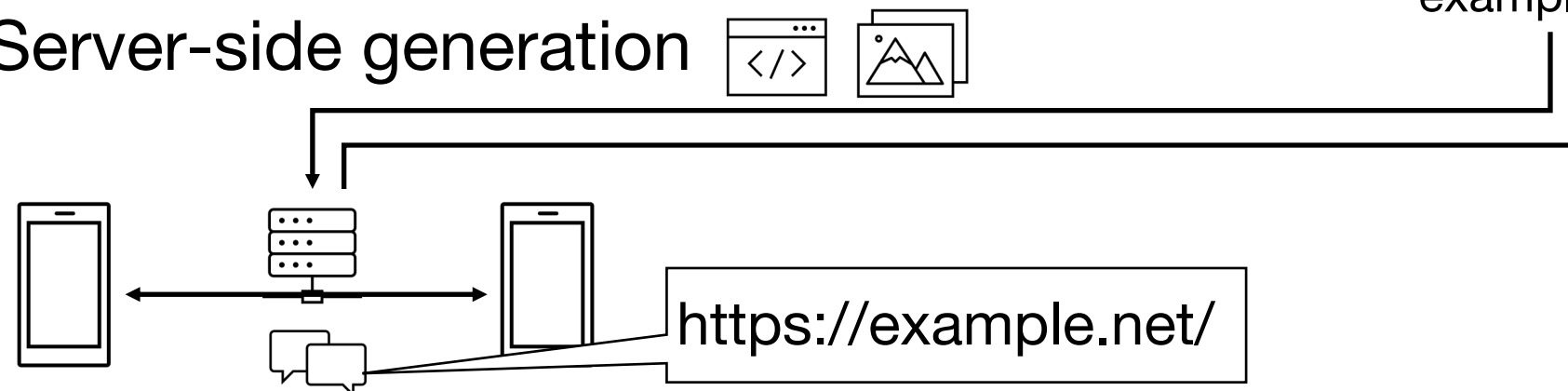
- Automatically retrieves and displays elements from the webpage  
E.g., The webpage's title, part of its content, and images
- Someone must retrieve the page content (a sender, a receiver or a server)



### Client-side generation

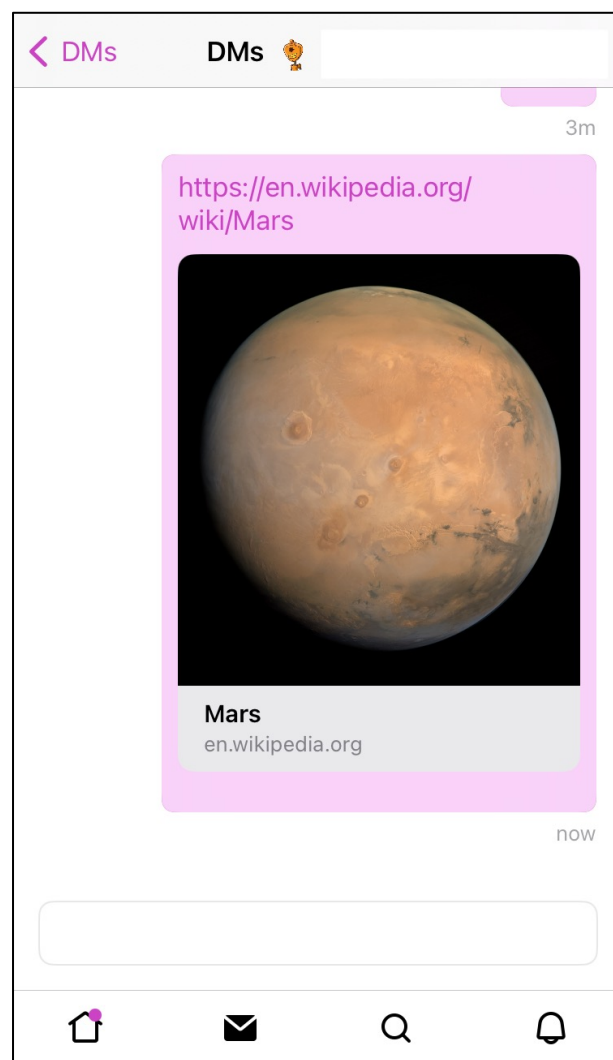


### Server-side generation



\*Non E2EE msg

## Link Preview generation in **Encrypted** Messaging



### Best practice

- Generate preview **ONLY** on the sender-side

### Bad practice

- Generate preview on the receiver-side
- Known privacy issues (IP leakage): <https://mysk.blog/2020/10/25/link-previews/>

Is there any chance we can use it?

### Many Nostr Clients

- Generate preview on the both sender-side and receiver-side



## Thinking about plaintext recovery in the real-world **Encrypted** Messaging

- Hard to break cryptographic primitive standard
- But what if the recipient *helps* the attacker reveal an encrypted msg?
- How to win ? → Distinguishes & leaks decryption errors
  - Padding Oracle Attacks often appear in toy environments like CTFs

Q. Can we reproduce such an oracle in real-world systems?

Q. Can we reproduce such an oracle in real-world systems?

- Yes, we can! Receiver-side Link Preview generation helps us
- We finally find 3 attacks to break encrypted message confidentiality

## URL recovery attack

Attacker's goal: disclose the authentication token in the URL  
E.g., shared URL of cloud storage, web conference tools

`https://us04web.zoom.us/j/[REDACTED]?pwd=[REDACTED]`

Attacker wants to know

$E_k(M) : M =$   $\overbrace{\text{https://}\{\text{unknown domain}\}/\{\text{unknown part}\}}^{\text{Attacker wants to know}}$

Authentication token

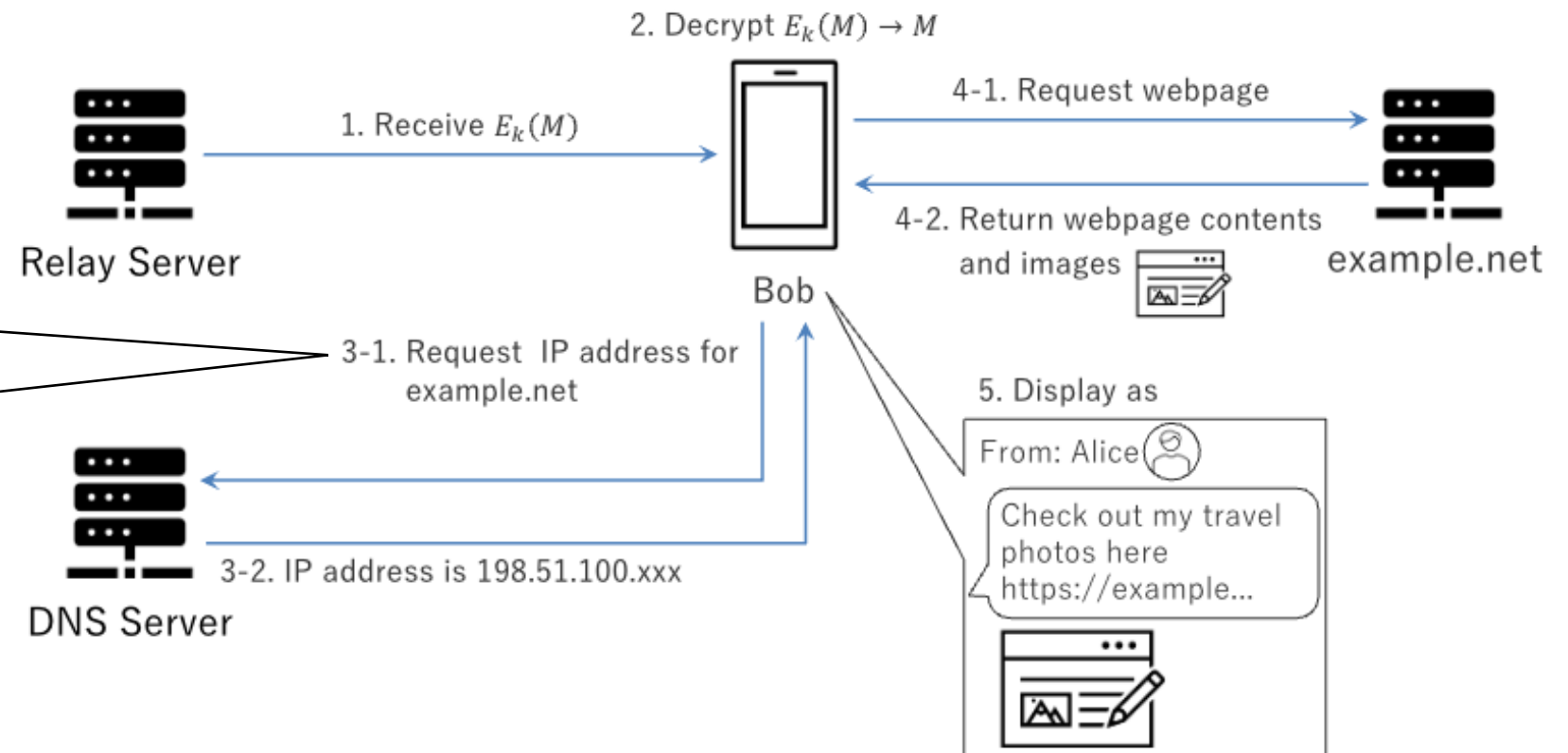


## URL recovery attack

### Disclose domain part

- Attacker can obtain domain part of URL via DNS or TLS SNI field
- Just by opening the message, DNS queries and TLS ClientHello packets are sent due to the automatic execution of link previews.

The attacker learned that the domain part is “example.net”



## URL recovery attack

### Disclose authentication token

- Force the authentication token to be sent to the attacker's server
- Generate a modified ciphertext  $E_k(M')$  where the domain is changed to a malicious one
- When the victim receives  $E_k(M')$ , the token is sent to the malicious URL via Link Preview

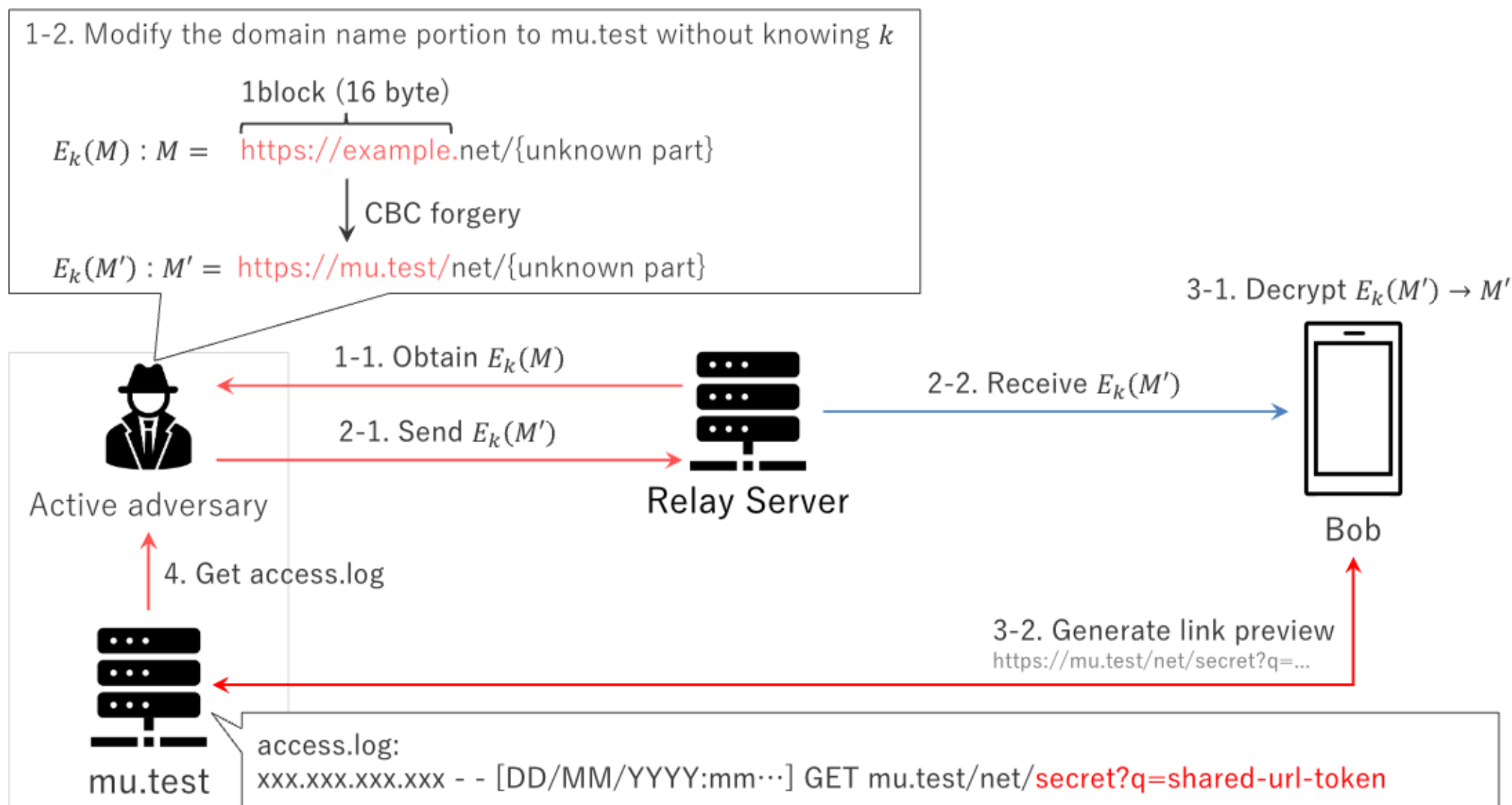
$E_k(M) : M =$  <https://example.net/{unknown part}>

↓ Encrypted DM forgery

$E_k(M') : M' =$  <https://mu.test/net/{unknown part}>  
└──────────────────┘  
1Block (16Byte)

# URL recovery attack

## Disclose authentication token



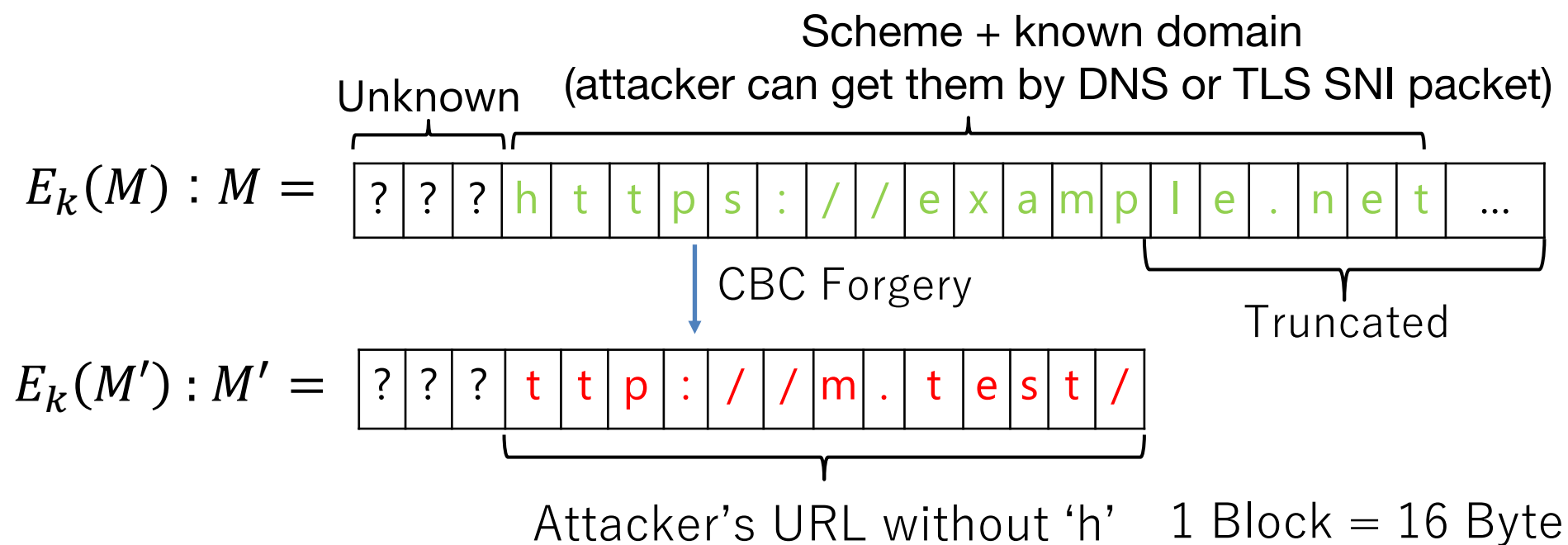


# Link Preview Oracle Attack

## Attack overview

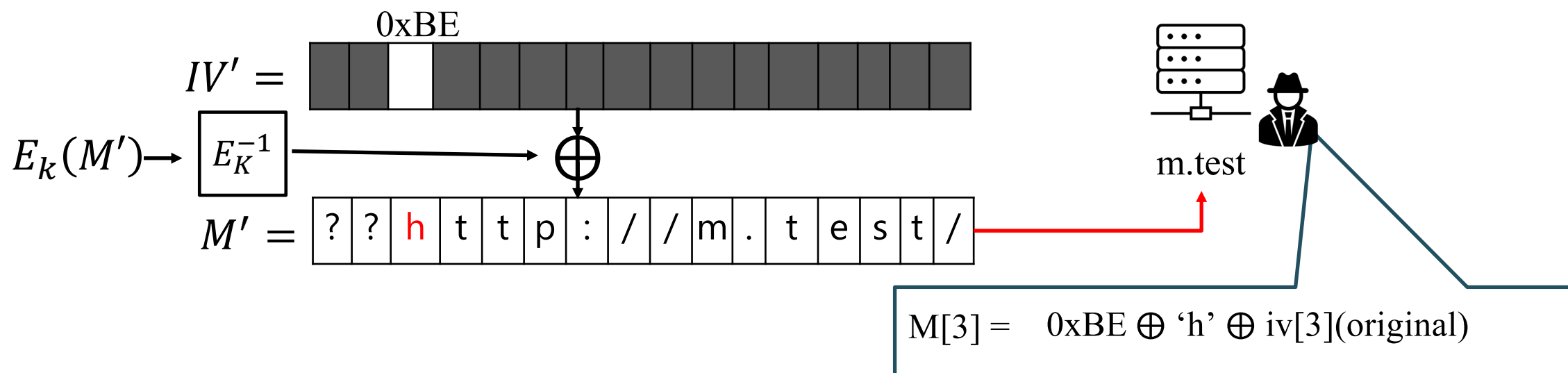
Attacker recover an encrypted message **before the encrypted URL**.  
It works like a padding oracle attack.

**Step1.** Modify the encrypted via a CBC malleability, producing a **partially attacker-controlled URL**



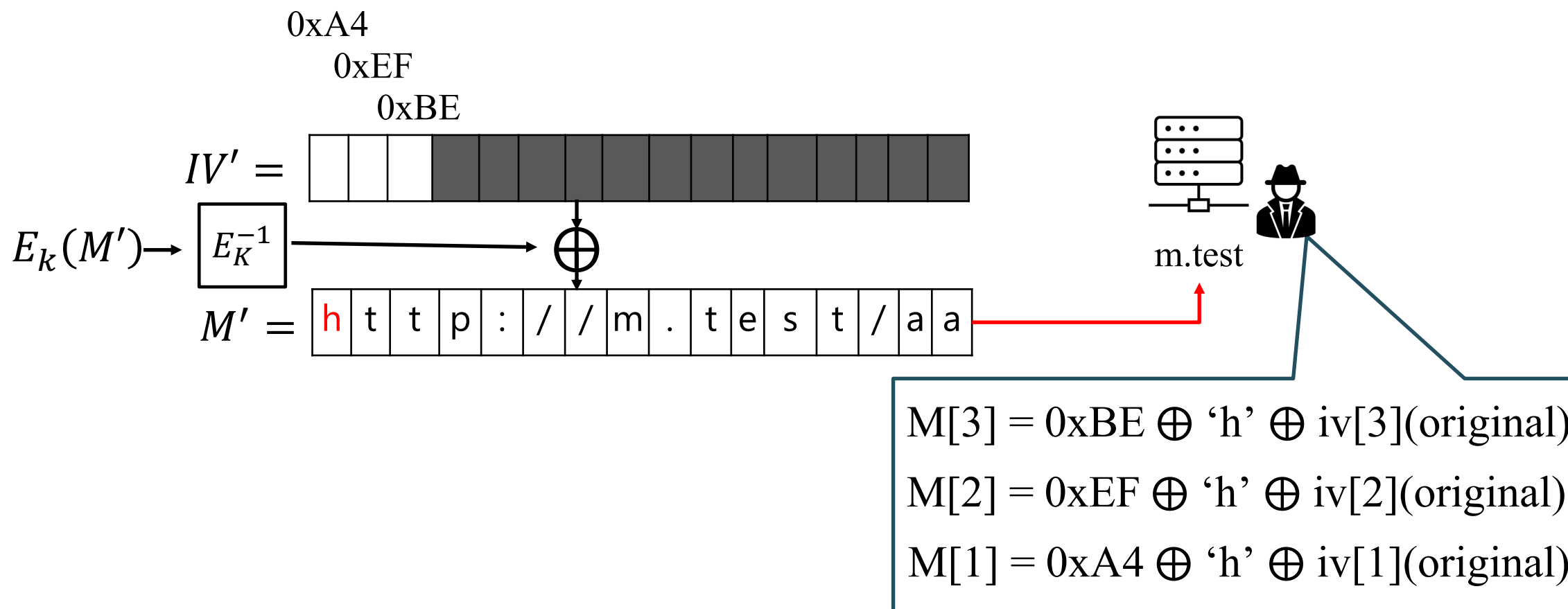
# Link Preview Oracle Attack

**Step2.** Seek an  $IV'$  such that the 3rd byte of  $M'$  becomes “h”.  
 When “h” appears, the client fires a link preview, allowing the attacker to detect  $'h' \leftarrow IV'[3](0xBE) \oplus E_K^{-1}(M')[3]$



## Link Preview Oracle Attack

**Step3.** Repeat **Step 2** for the second and first bytes



\*Index starts with 1



## Takeaway : Ciphertext Confidentiality

- **Remark: SHOULD use Authenticated Encryption (AE)**
  - E.g., AES-GCM, ChaCha20-Poly1305
  - Don't use malleable encryption without MAC
- **SHOULD generate preview ONLY on the sender-side**

## 3 Takeaways : Whole of this presentation


1. Decentralized Architecture's Untapped Risks and Rewards
  - Removing a central authentication server in Nostr brings new freedoms but also introduces subtle security pitfalls
  - Multi-layered security are lost, and cryptographic weaknesses are immediately upgraded to practical attacks.

## 3 Takeaways : Whole of this presentation


### 2. Hands-On Attacks & Immediate Mitigation

We guided our footsteps, and you learn how to destroy integrity & confidentiality

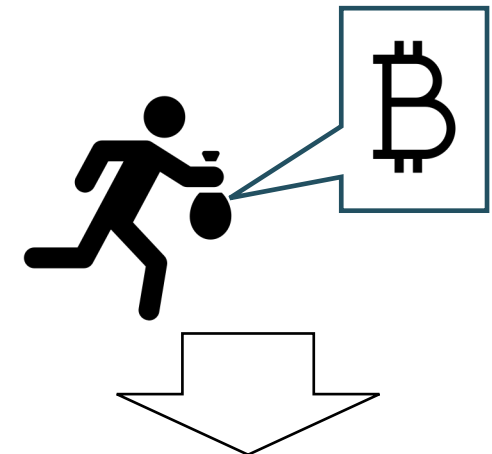
Identify the root cause and understand mitigation



- Signature verification Bypass



- Lack of key separation
- Receiver-side preview generation



- Verification Bypass



## 3 Takeaways : Whole of this presentation

### 3. Blueprint for Future-Ready Decentralized Systems

Items	Nostr	Blueprint
Signature	Signing is mandatory. But there is no concrete specs for verifying.	Signing & verifying are mandatory
Link Preview	No specs (Mostly receiver-side generation)	Sender-side generation
Public Key Authenticity	No specs (NIP-05 Badge is available, but an authenticity is out of scope)	<ul style="list-style-type: none"> <li>• Out-of-band authentication</li> <li>• Key Transparency</li> </ul>

## Summary

- First cryptographic deep-dive into Nostr, a distributed SNS.
- Find practical attacks caused by cryptographic & implementation flaw.
- Client is the trust anchor.
- Mandatory signature checks, key-separation, and AEAD.
- Responsible disclosure, and patches

## Our Paper

2025 10th IEEE European Symposium on Security and Privacy (EuroS&P)

### Not in The Prophecies: Practical Attacks on Nostr

Hayato Kimura  
*NICT / The University of Osaka*  
*Osaka, Japan*  
[hytkimura@protonmail.com](mailto:hytkimura@protonmail.com)

Ryoma Ito  
*NICT*  
*Tokyo, Japan*  
[itorym@nict.go.jp](mailto:itorym@nict.go.jp)

Kazuhiko Minematsu  
*NEC*  
*Kanagawa, Japan*  
[k-minematsu@nec.com](mailto:k-minematsu@nec.com)

Shogo Shiraki  
*University of Hyogo*  
*Hyogo, Japan*  
[4w3tag185mpja@gmail.com](mailto:4w3tag185mpja@gmail.com)


Takanori Isobe  
*The University of Osaka*  
*Osaka, Japan*  
[takanori.isobe@ist.osaka-u.ac.jp](mailto:takanori.isobe@ist.osaka-u.ac.jp)

**Abstract**—Distributed social networking services (SNSs) recently received significant attention as an alternative to traditional, centralized SNSs, which have inherent limitations on user privacy and freedom. We provide the first in-depth security analysis of Nostr, an open-source, distributed SNS protocol developed in 2019 with more than 1.1 million registered users. We investigate the specification of Nostr and the client implementations and present a number of practical attacks allowing forgeries on various objects, such as encrypted direct messages (DMs), by a malicious user or a malicious server. Even more, we show a confidentiality attack against encrypted DMs by a malicious user exploiting a flaw in the link preview mechanism and the CBC malleability. Our attacks are due to cryptographic flaws in the protocol specification and client implementation, some of which in combination elevate the forgery attack to a violation of confidentiality. We verify the practicality of our attacks via Proof-of-Concept implementations and discuss how to mitigate them.

**Index Terms**—Nostr, plaintext recovery attack, forgery attack, key replace attack, Cache-based Forgery Attack, CBC-mode

is considered to be a user of Nostr<sup>1</sup>. Since the protocol is fully open-source, a number of client implementations exist. On iOS, Damus [4] is currently the most major Nostr client application. It was released in 2023 on the App Store and garnered widespread attention. It is estimated to have 160,000 Damus users as of May 30, 2023 [5]. Additionally, among Android users, a popular client application is Amethyst [6], which has been downloaded by over 100,000 users. Other well-known popular client applications include Iris [7], FreeFrom [8], and Plebstr [9] (See Appendix B for details). Moreover, Nostr is applied to building not only a distributed SNS environment but also an e-commerce environment, and its further development is expected in the future.

The designers of Nostr aimed to design their protocol to be simple and censorship-resistant. The latter is achieved by connecting the client nodes to the relay servers that do not possess users' secrets. The protocol is specified in a series of documents called NIPs (Nostr Implementation Possibilities), which are available on GitHub. Following these NIPs, a number of implementations exist for both clients and relay servers. Nostr introduced several security features, such as message signing and encrypted direct messages (DMs) between users.



<https://crypto-sec-n.github.io/>